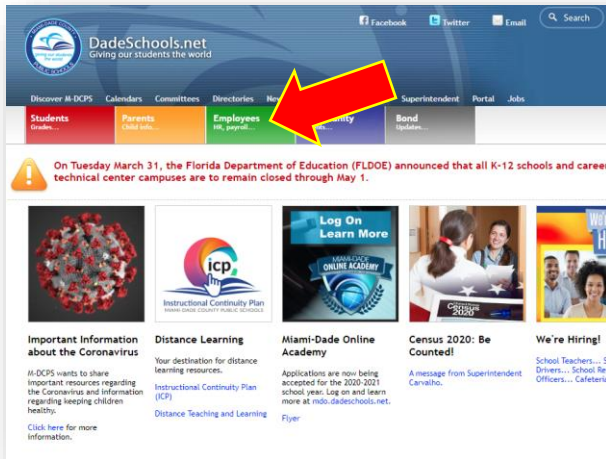




Employee Sign-in Via Portal

Dadeschools Mobile

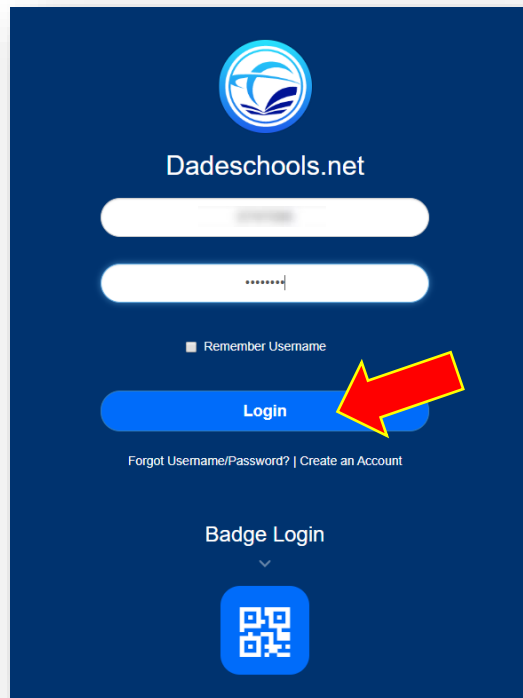
1. Go to www.dadeschools.net and Click on the **Employee Tab**



2. Click the **Login to Employee Portal** Button



3. Type in your **Username (Employee ID#)** and **Password**, then click **Login**







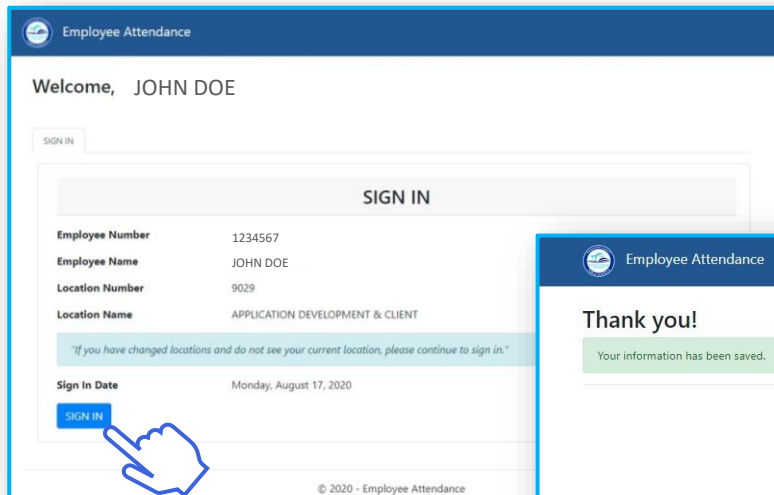
Employee Sign-in Via Portal

Dadeschools Mobile

4. From the Employee portal home screen, Click the **Sign In Tile**



5. To sign in for the day scroll down and click SIGN IN.



After signing in you will receive a “Thank You” message notifying you that “Your information has been saved”

