


































2022-2023 TABE Level D: ABE Mathematics Alignment



Standards / Benchmark Skills	Textbook Standard Alignment/TABE Emphasis Level: (Low) (Medium) (High)	TABE Mastery New Readers Press	Scoreboost for TABE	TABE Tutor	TABE Tutor Practice	TABE ACADEMY	Resources
THE NUMBER SYSTEM (21% of Test)							
MA.ABE.7.4.1 Apply and extend previous understandings of numbers to the system of rational numbers.	6.NS.5 (Medium) Explain positive and negative numbers used to describe quantities having opposite directions or values (temperature above/below zero, elevation above/below sea level, credits/debits, positive/negative electric charge). Use positive and negative numbers to represent quantities in real-world contexts, explaining the meaning of 0 in each situation.	Unit 1 – Lesson 1: Understand Rational Numbers Pg.20-25	Book 1 - Unit 1 – Strategy 1: Understand Rational Numbers Pg.4-7	Unit 1 – Lesson 1: Positive and Negative Numbers Pg.2-4	Book 1 - Unit 1 – Practice 1: Positive and Negative Numbers Pg.2-3	Online Lessons: • Adding and Subtracting Integers	 Positive-Negative.pdf  Rational Numbers.pdf  Opposites.pdf  Negatives.pdf
MA.ABE.7.4.1 Apply and extend previous understandings of numbers to the system of rational numbers.	6.NS.7(c) (Medium) Explain ordering and absolute value of rational numbers. Understand the absolute value of a rational number as its distance from 0 on the number line. Interpret absolute value for a positive or negative quantity in a real-world situation.	Unit 1 – Lesson 2: Understand Absolute Value Pg.26-29 Unit 1 – Lesson 3: Compare Rational Numbers Pg.30-33	Book 1 - Unit 1 – Strategy 2: Understand Absolute Value Pg.8-9 Book 1 - Unit 1 – Strategy 3: Compare Rational Numbers Pg.10-13	Unit 1 – Lesson 2: Compare and Order Whole Numbers Pg.5-7 Unit 1 – Lesson 4: Absolute Value Pg.11-13 Unit 2 – Lesson 12: Use Number Lines to Interpret Inequalities Pg.38-40	Book 1 - Unit 1 – Practice 2: Compare and Order Whole Numbers Pg.4-5 Book 1 - Unit 1 – Practice 4: Absolute Value Pg.8-9 Book 1 – Unit 2 – Practice 12: Use Number Lines to Interpret Inequalities Pg.26-27	Online Lessons: • Adding and Subtracting Integers • Ordering Rational Numbers • Expressions, Equations, and Inequalities Test-Out Quiz • Expressions, Equations, and Inequalities Unit Quiz	 Compare-Order Integers.pdf  Compare-Order Rational.pdf  Absolute Value.pdf  Compare Absolute.pdf  Compare Rational.pdf

<p>MA.ABE.7.4.1 Apply and extend previous understandings of numbers to the system of rational numbers.</p>	<p>6.NS.6(a)(b)(c) (Medium) Illustrate a rational number as a point on the number line by extending number line diagrams and coordinate axis/axes to represent negative number coordinates. Recognize opposite signs of numbers as indicating locations on opposite sides of 0 on the number line. Recognize that the opposite of the opposite of a number is the number itself, such as, $(- - 3 = 3)$, and that 0 is its own opposite. Find and position integers and other rational numbers on a horizontal or vertical number line diagram; find and position pairs of integers and other rational numbers on a coordinate plane.</p>	<p>Unit 1 – Lesson 4: Graph Rational Numbers Pg.34-39</p>	<p>Book 1 - Unit 1 – Strategy 4: Graph Rational Numbers Pg.14-17</p>	<p>Unit 1 – Lesson 3: Compare Fractions and Decimals Pg.8-10</p> <p>Unit 1 – Lesson 5: Ordered Pair Relationships Pg.14-16</p>	<p>Book 1 - Unit 1 – Practice 3: Compare Fractions and Decimals Pg.6-7</p> <p>Book 1 - Unit 1 – Practice 5: Ordered Pair Relationships Pg.10-11</p>	<p>Online Lessons:</p> <ul style="list-style-type: none"> • Lines and the Coordinate Plane • The Equation of a Line Test-Out Quiz • The Equation of a Line Unit Quiz • Ordering Rational Numbers • Expressions, Equations, and Inequalities Test-Out Quiz • Expressions, Equations, and Inequalities Unit Quiz • Number Lines 	<p> Graph Rationals.pdf</p> <p> Quadrants.pdf</p> <p> Coordinate-Rationals.pdf</p> <p> Finding Coordinates.pdf</p>
<p>MA.ABE.7.4.2 Apply and extend previous understandings of operations with fractions to add, subtract, multiply, and divide rational numbers.</p>	<p>7.NS.1 (Low): Apply and extend previous understandings of addition and subtraction to add and subtract rational numbers. Represent addition and subtraction on a horizontal or vertical number line diagram.</p>	<p>Unit 2 – Lesson 1: Add Rational Numbers Pg.44-47</p> <p>Unit 2 – Lesson 2: Subtract Rational Numbers Pg.48-51</p>	<p>Book 1 - Unit 2 – Strategy 5: Add Rational Numbers Pg.20-23</p> <p>Book 1 - Unit 2 – Strategy 6 : Subtract Rational Numbers Pg.24-27</p>	<p>Unit 1 – Lesson 7: Add Rational Numbers Pg.20-22</p> <p>Unit 1 – Lesson 8: Subtract Rational Numbers Pg.23-25</p>	<p>Book 1 - Unit 1 – Practice 7: Add Rational Numbers Pg.14-15</p> <p>Book 1 - Unit 1 – Practice 8: Subtract Rational Numbers Pg.16-17</p>	<p>Online Lessons:</p> <ul style="list-style-type: none"> • Order of Operations • Adding and Subtracting Integers • Expressions, Equations, and Inequalities Test-Out Quiz • Expressions, Equations, and Inequalities Unit Quiz 	<p> Add Integers.pdf</p> <p> Subtract Integers.pdf</p> <p> Add-Subtract Rationals.pdf</p> <p> Add-Subtract Like.pdf</p> <p> Add-Subtract Unlike.pdf</p> <p> Add-Subtract Mixed.pdf</p>










<p>MA.ABE.7.4.1 Apply and extend previous understandings of numbers to the system of rational numbers.</p>	<p>6.NS.8 (Low) Solve mathematical and real-world problems by graphing points in all four quadrants of the coordinate plane. Include use of coordinates and absolute value to find distances between points with the same first coordinate or the same second coordinate.</p>	<p>Unit 2 – Lesson 3: Use the Coordinate Plane to Solve Problems Pg.52-57</p>	<p>Book 1 - Unit 2 – Strategy 7: Use the Coordinate Plane to Solve Problems Pg.28-31</p>	<p>Unit 1 – Lesson 6: Absolute Value on the Coordinate Plane Pg.17-19</p>	<p>Book 1 - Unit 1 – Practice 6: Absolute Value on the Coordinate Plane Pg.12-13</p>	<p>Online Lessons: No lessons are associated with this target.</p>	<p> Solve Coordinate Plane.pdf</p>
<p>MA.ABE.7.4.2 Apply and extend previous understandings of operations with fractions to add, subtract, multiply, and divide rational numbers.</p>	<p>7.NS.2 (Medium) Apply and extend previous understandings of multiplication and division and of fractions to multiply and divide rational numbers.</p>	<p>Unit 2 – Lesson 4: Multiply Rational Numbers Pg.58-61</p> <p>Unit 2 – Lesson 5: Divide Rational Numbers Pg.62-65</p> <p>Unit 2 – Lesson 6: Convert Rational Numbers to Decimals Pg.66-69</p>	<p>Book 1 - Unit 2 – Strategy 8: Multiply Rational Numbers Pg.32-35</p> <p>Book 1 - Unit 2 – Strategy 9: Divide Rational Numbers Pg.36-39</p> <p>Book 1 - Unit 2 – Strategy 10: Convert Rational Numbers to Decimals Pg.40-43</p>	<p>Unit 1 – Lesson 9: Multiply and Divide Rational Numbers Pg.26-28</p>	<p>Book 1 - Unit 1 – Practice 9: Multiply and Divide Rational Numbers Pg.18-19</p>	<p>Online Lessons:</p> <ul style="list-style-type: none"> • Order of Operations • Multiplying and Dividing Integers • Expressions, Equations, and Inequalities Test-Out Quiz • Expressions, Equations, and Inequalities Unit Quiz 	<p> Multiply Fractions.pdf</p> <p> Multiply Decimals.pdf</p> <p> Divide Fractions.pdf</p> <p> Divide Decimals.pdf</p> <p> Fractions-Decimals.pdf</p> <p> Decimals-Fractions.pdf</p>
<p>MA.ABE.7.4.3 Know that there are numbers that are not rational and approximate them by rational numbers.</p>	<p>8.NS.2 (Low) Use rational approximations of irrational numbers to compare the size of irrational numbers. Locate them approximately on a number line diagram and estimate the value of expressions (π 2).</p>	<p>Unit 2 – Lesson 7: Estimate the Value of Irrational Numbers Pg.70-73</p>	<p>Book 1 - Unit 2 – Strategy 11: Estimate the Value of Irrational Numbers Pg.44-45</p>	<p>Unit 1 – Lesson 10: Estimate and Compare Irrational Numbers Pg.29-31</p>	<p>Book 1 - Unit 1 – Practice 10: Estimate and Compare Irrational Numbers Pg.20-21</p>	<p>Online Lessons:</p> <ul style="list-style-type: none"> • Ordering Rational Numbers 	<p> Rational-Irrational.pdf</p>












FUNCTIONS (11% of Test)









<p>MA.ABE.10.4.1 Define, evaluate, and compare functions.</p>	<p>8.F.3 (Low) Interpret the equation $y = mx + b$ as defining a linear function, whose graph is a straight line. Give examples of functions that are not linear.</p>	<p>Unit 3 – Lesson 1: Understand Linear and Non Linear Functions Pg.78-83</p>	<p>Book 1 - Unit 3 – Strategy 12: Understand Linear and Non Linear Functions Pg.48-51</p>	<p>Unit 4 – Lesson 31: Determine Whether a Graph is Linear Pg.101-103</p>	<p>Book 1 - Unit 4 – Practice 31: Determine Whether a Graph is Linear Pg.68-69</p>	<p>Online Lessons:</p> <ul style="list-style-type: none"> • The Slope-Intercept Equation of a Line • Lines and the Coordinate Plane • The Equation of a Line Test-Out Quiz • The Equation of a Line Unit Quiz • Properties of Functions • Understanding Functions Test-Out Quiz • Understanding Functions Unit Quiz • Functions Test-Out Quiz • Functions Unit Quiz 	<p align="center">  Identify Linear.pdf </p> <p align="center">  Identify Linear 2.pdf </p> <p align="center">  Identify Linear 3.pdf </p> <p align="center">  Identify Linear 4.pdf </p>
<p>MA.ABE.10.4.2 Use functions to model relationships between quantities.</p>	<p>8.F.4 (Medium) Construct a function (each input has a single output) to model a linear relationship between two quantities. Determine the rate of change and initial value of the function from a description of a relationship or from two (x, y) values, including reading these from a table or from a graph. Interpret the rate of change and initial value of a linear function in terms of the situation it models, and in terms of its graph or a table of values.</p>	<p>Unit 3 – Lesson 2: Model Linear Functions Pg.84-89</p>	<p>Book 1 - Unit 3 – Strategy 13: Model Linear Functions Pg.52-55</p>	<p>Unit 4 – Lesson 32: Write an Equation to Describe a Function Pg.104-106</p>	<p>Book 1 - Unit 4 – Practice 32: Write an Equation to Describe a Function Pg.70-71</p>	<p>Online Lessons:</p> <ul style="list-style-type: none"> • The Slope-Intercept Equation of a Line • The Equation of a Line Test-Out Quiz • The Equation of a Line Unit Quiz • Congruence, Similarity, and Proportional Relationships • Circles, Angles, and Proportions Test-Out Quiz • Circles, Angles, and Proportions Unit Quiz 	<p align="center">  Linear Functions.pdf </p> <p align="center">  Linear-Non.pdf </p>







<p>MA.ABE.10.4.2 Use functions to model relationships between quantities.</p>	<p>8.F.5 (High) Describe qualitatively the functional relationship between two quantities by analyzing a graph where the function is increasing or decreasing and linear or nonlinear. Sketch a graph that exhibits the qualitative features of a function that has been described verbally.</p>	<p>Unit 3 – Lesson 3: Analyze Qualitative Graphs Pg.90-95</p>	<p>Book 1 - Unit 3 – Strategy 14: Analyze Qualitative Graphs Pg.56-59</p>	<p>Unit 4 – Lesson 33: Analyze Graphs Pg.107-109</p>	<p>Book 1 - Unit 4 – Practice 33: Analyze Graphs Pg.72-73</p>	<p>Online Lessons:</p> <ul style="list-style-type: none"> • Properties of Functions • Understanding Functions Test-Out Quiz • Understanding Functions Unit Quiz 	<p> Qualitative Graph.pdf</p> <p> Qualitative Graph 2.pdf</p>
--	---	---	---	--	---	---	---












RATIOS AND PROPORTIONAL RELATIONSHIPS (10% of Test)






<p>MA.ABE.8.4.1 Explain ratio concepts and use ratio reasoning to solve problems.</p>	<p>6.RP.3(a) (Medium) Use ratio and rate reasoning to solve mathematical and real-world problems by reasoning about tables of equivalent ratios, tape diagrams, double number line diagrams, or equations. Make tables of equivalent ratios relating quantities with whole-number measurements, find missing values in the tables, and plot the pairs of values on the coordinate plane. Use tables to compare ratios.</p>	<p>Unit 4 – Lesson 1: Use Tables of Proportions Pg.98-103</p> <p>Unit 4 – Lesson 2: Use Graphs of Proportions Pg.104-109</p> <p>Unit 4 – Lesson 5: Use Percents Pg.118-121</p> <p>Unit 4 – Lesson 6: Convert Measurement Units Pg.122-125</p>	<p>Book 2 - Unit 1 – Strategy 1: Use Tables of Proportions Pg.4-8</p> <p>Book 2 - Unit 1 – Strategy 2: Use Graphs of Proportions Pg.9-13</p> <p>Book 2 - Unit 1 – Strategy 5: Use Percents Pg.20-22</p> <p>Book 2 - Unit 1 – Strategy 6: Convert Measurement Units Pg.23-28</p>	<p>Unit 3 – Lesson 22: Equivalent Ratios and Multiplication Tables Pg.71-73</p> <p>Unit 3 – Lesson 23: Equivalent Ratios and Graphs Pg.74-76</p> <p>Unit 3 – Lesson 24: Percent of a Quantity Pg.77-79</p> <p>Unit 3 – Lesson 25: Find the Whole from a Percent Pg.80-82</p> <p>Unit 3 – Lesson 26: Convert Units of Measurement Pg.83-85</p>	<p>Book 1 - Unit 3 – Practice 22: Equivalent Ratios and Multiplication Tables Pg.48-49</p> <p>Book 1 - Unit 3 – Practice 23: Equivalent Ratios and Graphs Pg.50-51</p> <p>Book 1 - Unit 3 – Practice 24: Percent of a Quantity Pg.52-53</p> <p>Book 1 - Unit 3 – Practice 25: Find the Whole from a Percent Pg.54-55</p> <p>Book 1 - Unit 3 – Practice 26: Convert Units of Measurement Pg.56-57</p>	<p>Online Lessons:</p> <ul style="list-style-type: none"> • Ratios and Rates • Fractions, Rates, and Ratios Test-Out Quiz • Fractions, Rates, and Ratios Unit Quiz 	<p> Proportion Tables.pdf</p> <p> Proportion Tables2.pdf</p> <p> Proportional-Non.pdf</p> <p> Rates.pdf</p> <p> Rates 2.pdf</p> <p> Constant Prop.pdf</p> <p> Constant Prop2.pdf</p> <p> Graph Proportions.pdf</p> <p> Graph Proportions 2.pdf</p>
--	---	---	---	---	--	--	---

							 Graphs.pdf  Amounts.pdf  Percents.pdf  Percents 2.pdf  Percents 3.pdf  Convert Units.pdf  Convert Units 2.pdf
MA.ABE.8.4.2 Analyze proportional relationships and use them to solve mathematical and real-world problems.	7.RP.1 (Low) Compute unit rates associated with ratios of fractions, including ratios of lengths, areas and other quantities measured in like or different units.	Unit 4 – Lesson 3: Calculate Unit Rates Pg.110-113	Book 2 - Unit 1 – Strategy 3: Calculate Unit Rates Pg.14-17	Unit 3 – Lesson 21: Unit Rates Pg.68-70	Book 1 - Unit 3 – Practice 21: Unit Rates Pg.46-47	Online Lessons: <ul style="list-style-type: none"> • Ratios and Rates • Fractions, Rates, and Ratios Test-Out Quiz • Fractions, Rates, and Ratios Unit Quiz 	 Unit Rate.pdf  Unit Rate 2.pdf  Unit Rate 3.pdf  Unit Rate 4.pdf







<p>MA.ABE.8.4.2 Analyze proportional relationships and use them to solve mathematical and real-world problems.</p>	<p>7.RP.2(a)(b) (High) Recognize and represent proportional relationships between quantities. Explain what a point (x,y) on the graph of a proportional relationship means in terms of the situation, with special attention to the points (0,0) and (1,r) where r is the unit rate.</p>	<p>Unit 4 – Lesson 4: Represent Proportional Relationships Using Equations Pg.114-117</p>	<p>Book 2 - Unit 1 – Strategy 4: Represent Proportional Relationships Using Equations Pg.18-19</p>	<p>Unit 3 – Lesson 28: Proportional Relationships and Tables Pg.89-91</p> <p>Unit 3 – Lesson 29: Constant of Proportionality Pg.92-94</p> <p>Unit 3 – Lesson 30: Proportional Relationships Pg.95-97</p>	<p>Book 1 - Unit 3 – Practice 28: Proportional Relationships and Tables Pg.60-61</p> <p>Book 1 - Unit 3 – Practice 29: Constant of Proportionality Pg.62-63</p> <p>Book 1 - Unit 3 – Practice 30: Proportional Relationships Pg.64-65</p>	<p>Online Lessons:</p> <ul style="list-style-type: none"> • Fractions, Rates, and Ratios Test-Out Quiz • Fractions, Rates, and Ratios Unit Quiz • Congruence, Similarity, and Proportional Relationships • Circles, Angles, and Proportions Test-Out Quiz • Circles, Angles, and Proportions Unit Quiz 	<p> Solve Prop-Relation.pdf</p> <p> Solve Prop-Relation 2.pdf</p> <p> Cons-Prop.pdf</p>
<p>MA.ABE.8.4.2 Analyze proportional relationships and use them to solve mathematical and real-world problems.</p>	<p>7.RP.3 (Low) Use proportional relationships to solve multistep ratio and percent problems</p>	<p>Unit 4 – Lesson 7: Solve Ratio and Rate Problems Pg.126-129</p>	<p>Book 2 - Unit 1 – Strategy 7: Solve Ratio and Rate Problems Pg.29-34</p>	<p>Unit 3 – Lesson 27: Proportional Relationships: Apply Percents and Ratios Pg.95-97</p>	<p>Book 1 - Unit 3 – Practice 27: Proportional Relationships: Apply Percents and Ratios Pg.58-59</p>	<p>Online Lessons:</p> <ul style="list-style-type: none"> • Solving Percent Problems • Applications Involving Percents • Percents Test-Out Quiz • Percents Unit Quiz 	<p> Percent-Prop1.pdf</p> <p> Percent-Prop2.pdf</p> <p> Percent-Prop3.pdf</p>
<p>EXPRESSIONS AND EQUATIONS (18% of Test)</p>							
<p>MA.ABE.6.4.1 Use properties of operations to generate equivalent expressions.</p>	<p>7.EE.2 (Low) Describe how rewriting an expression in different forms in a problem can show how the quantities are related.</p>	<p>Unit 5 – Lesson 1: Generate Equivalent Expressions Pg.134-137</p>	<p>Book 2 - Unit 2 – Strategy 8: Generate Equivalent Expressions Pg.39-40</p>	<p>Unit 2 – Lesson 11: Use Expressions and Equations to Solve Word Problems Pg.35-37</p>	<p>Book 1 - Unit 2 – Practice 11: Use Expressions and Equations to Solve Word Problems Pg.24-25</p>	<p>Online Lessons: No lessons are associated with this target.</p>	<p> Expressions.pdf</p> <p> Expressions 2.pdf</p>











							 Expressions 3.pdf
MA.ABE.6.4.2 Solve mathematical and real-life problems using numerical and algebraic expressions and equations.	7.EE.3 (Low) Solve multi-step mathematical and real-life problems with positive and negative rational numbers in any form (whole numbers, fractions, and decimals), using tools strategically. Apply properties of operations to calculate with numbers in any form. Convert between forms as appropriate. Assess the reasonableness of answers using mental computation and estimation strategies.	Unit 5 – Lesson 2: Solve Multi-Step Problems Pg.138-141	Book 2 - Unit 2 – Strategy 9: Solve Multi-Step Problems Pg.41-44	Unit 2 – Lesson 14: Use Equations and Inequalities to Solve Multi Step Word Problems Pg.44-46	Book 1 - Unit 2 – Practice 14: Use Equations and Inequalities to Solve Multi Step Word Problems Pg.30-31	Online Lessons: <ul style="list-style-type: none"> • Adding and Subtracting Decimals • Flash Cards: Benchmark Fractions to Decimals • Decimals Test-Out Quiz • Decimals Unit Quiz • Order of Operations • Working with Percents • Percents Test-Out Quiz • Percents Unit Quiz • Adding and Subtracting Integers • Multiplying and Dividing Integers • Expressions, Equations, and Inequalities Test-Out Quiz • Expressions, Equations, and Inequalities Unit Quiz 	 Multi-Step.pdf  Multi-Step 2.pdf
MA.ABE.6.4.2 Solve mathematical and real-life problems using numerical and algebraic expressions and equations.	7.EE.4 (High) Use variables to represent quantities in a problem and construct simple equations and inequalities to solve problems. 7.EE.4a (High) Solve word problems leading to equations of the form $px + q = r$ and $p(x + q) = r$, where p , q , and r , are specific rational numbers. Solve equations of these forms fluently. Compare an algebraic solution to an arithmetic	Unit 5 – Lesson 3: Solve Two-Step Equations Pg.142-145 Unit 5 – Lesson 4: Solve Two-Step Inequalities Pg.146-149	Book 2 - Unit 2 – Strategy 10: Solve Two-Step Equations Pg.45-48 Book 2 - Unit 2 – Strategy 11: Solve Two-Step Inequalities Pg.49-52	Unit 2 – Lesson 13: Solve Inequalities Pg.41-43	Book 1 - Unit 2 – Practice 13: Solve Inequalities Pg.28-29	Online Lessons: <ul style="list-style-type: none"> • Introduction to Inequalities • Expressions, Equations, and Inequalities Test-Out Quiz • Expressions, Equations, and Inequalities Unit Quiz • Solving and Graphing Inequalities • Solving Linear Equations and Inequalities Test-Out Quiz 	 2-Step Equations.pdf  2 Step-Equations 2.pdf  2 Step Inequalities.pdf











	solution, identifying the sequence of the operations used in each approach.					<ul style="list-style-type: none"> Solving Linear Equations and Inequalities Unit Quiz 	 2 Step Inequalities 2.pdf
MA.ABE.6.4.3 Work with integer exponents and radicals	8.EE.1 (Low) Know and apply the properties of integer (a number with no fractional part) exponents to generate equivalent numerical expressions.	Unit 5 – Lesson 5: Use Positive and Negative Exponents Pg.150-153	Book 2 - Unit 2 – Strategy 12: Use Exponents and Roots Pg.53-56	Unit 2 – Lesson 15: Integer Exponents Pg.47-49	Book 1 - Unit 2 – Practice 15: Integer Exponents Pg.32-33	Online Lessons: <ul style="list-style-type: none"> Simplifying Exponents Flash Cards: Simplifying Exponents Exponents and Roots Test-Out Quiz Exponents and Roots Unit Quiz 	 Negative Exponents.pdf  Negative Exponents 2.pdf
MA.ABE.6.4.3 Work with integer exponents and radicals	8.EE.2 (Medium) Use square root and cube root symbols to represent solutions to equations of the form $x^2 = p$ and $x^3 = p$, where p is a positive rational number. Evaluate square roots of small perfect squares and cube roots of small perfect cubes. Know that $\sqrt{2}$ is irrational.	Unit 5 – Lesson 6: Understand Square and Cube Roots Pg.154-157	Book 2 - Unit 2 – Strategy 13: Understand Square and Cube Roots Pg.57-58	Unit 2 – Lesson 17: Square Roots and Cube Roots Pg.53-55	Book 1 - Unit 2 – Practice 17: Square Roots and Cube Roots Pg.36-37	Online Lessons: <ul style="list-style-type: none"> Ordering Rational Numbers Higher Roots and Fractional Exponents 	 Squared-Cubed.pdf  Squared-Cubed 2.pdf  Roots.pdf
MA.ABE.6.4.3 Work with integer exponents and radicals	8.EE.3 (Low) Use numbers expressed in the form of a single digit times an integer power of 10 to estimate very large or very small quantities, and to express how many times as much one is than the other.	Unit 5 – Lesson 7: Estimate Large and Small Quantities Pg.158-161	Book 2 - Unit 2 – Strategy 14: Estimate Large and Small Quantities Pg.59-60	Unit 2 – Lesson 16: Scientific Notation Pg.50-52	Book 1 - Unit 2 – Practice 16: Scientific Notation Pg.34-35	Online Lessons: <ul style="list-style-type: none"> Scientific Notation Exponents and Roots Test-Out Quiz Exponents and Roots Unit Quiz 	 Convert Scientific.pdf  Scientific Notation.pdf  Scientific Notation2.pdf
MA.ABE.6.4.4 Build the connections between proportional relationships, lines, and linear equations	8.EE.5 (Low) Graph proportional relationships, interpreting the unit rate as the slope of the graph. Compare two different proportional relationships	Unit 5 – Lesson 8: Graph Proportional Relationships Pg.162-167	Book 2 - Unit 2 – Strategy 15: Graph Proportional Relationships Pg.61-64	Unit 2 – Lesson 18: Graph Proportional Relationships and Calculate Unit Rate Pg.56-58	Book 1 - Unit 2 – Practice 18: Graph Proportional Relationships and Calculate Unit Rate Pg.38-39	Online Lessons: <ul style="list-style-type: none"> Congruence, Similarity, and Proportional Relationships Circles, Angles, and Proportions Test-Out Quiz 	 Equations-Graphs.pdf  Slope.pdf







	represented in different ways.					<ul style="list-style-type: none"> • Circles, Angles, and Proportions Unit Quiz 	 Slope 2.pdf
MA.ABE.6.4.5 Analyze and solve linear equations and pairs of simultaneous linear equations.	8.EE.8(a)(c) (Low) Analyze and solve pairs of simultaneous linear equations. Explain that solutions to a system of two linear equations with two variables correspond to points of intersection of their graphs, because points of intersection satisfy both equations simultaneously. Solve mathematical and real-world problems leading to two linear equations with two variables.	Unit 5 – Lesson 9: Solve Systems of Equations Pg.168-173	Book 2 - Unit 2 – Strategy 16: Solve Systems of Equations Pg.65-70	Unit 2 – Lesson 19: Solve Systems Graphically Pg.59-61 Unit 2 – Lesson 20: Solve Systems Algebraically Pg.62-64	Book 1 - Unit 2 – Practice 19: Solve Systems Graphically Pg.40-41 Book 1 - Unit 2 – Practice 20: Solve Systems Algebraically Pg.42-43	Online Lessons: <ul style="list-style-type: none"> • Systems of Equations Practice • Systems of Equations I • Systems of Equations II • Systems of Equations Test-Out Quiz • Systems of Equations Unit Quiz 	 Graphing Equations.pdf  Graphing Equations 2.pdf  Equations Algebraically.pdf  Equations Algebraically 2.pdf

GEOMETRY (18% of Test)




MA.ABE.4.4.1 Draw, construct, and describe geometrical figures and describe the relationships between them.	7.G.1 (Low) Solve problems involving scale drawings of geometric figures, including computing actual lengths and areas from a scale drawing and reproducing a scale drawing at a different scale.	Unit 6 – Lesson 1: Solve Problems Involving Scale Drawings Pg.178-183	Book 3 - Unit 6 – Strategy 1: Solve Problems Involving Scale Drawings Pg.4-7	Unit 6 – Lesson 50: Scale Drawings Pg.164-166	Book 2 - Unit 6 – Practice 50: Scale Drawings Pg.36-37	Online Lessons: <ul style="list-style-type: none"> • Congruence, Similarity, and Proportional Relationships • Circles, Angles, and Proportions Test-Out Quiz • Circles, Angles, and Proportions Unit Quiz 	 Scale Drawings.pdf  Scale Drawings 2.pdf  Scale Drawings 3.pdf
MA.ABE.4.4.3 Produce congruence and similarity using physical models, transparencies, or geometry software.	8.G.2 (Medium) Show that a two-dimensional figure is congruent (same shape and size) to another if the shapes can be obtained by a sequence of rotations (circular movement), reflections (mirror image), translations (slide).	Unit 6 – Lesson 2: Explore Transformations Pg.184-187	Book 3 - Unit 1 – Strategy 2: Explore Transformations Pg.8-11	Unit 6 – Lesson 48: Transformations and Congruence Pg.158-160	Book 2 - Unit 6 – Practice 48: Transformations and Congruence Pg.32-33	Online Lessons: <ul style="list-style-type: none"> • Congruence, Similarity, and Proportional Relationships 	 Translation.pdf  Translation 2.pdf  Reflection.pdf












	Given two congruent figures, describe a sequence that exhibits the congruence between them.						 Reflection 2.pdf  Rotation.pdf  Rotation 2.pdf
MA.ABE.4.4.3 Produce congruence and similarity using physical models, transparencies, or geometry software.	8.G.4 (Low) Show that a two-dimensional figure is similar to another if the shapes can be obtained by a sequence of rotations, reflections, and translations and dilations (resize). Given two similar two-dimensional figures, describe a sequence that exhibits the similarity between them.	Unit 6 – Lesson 3: Explore Dilations Pg.188-193	Book 3 - Unit 1 – Strategy 3: Explore Dilations Pg.12-15	Unit 6 – Lesson 49: Transformations and Similarity Pg.161-163	Book 2 - Unit 6 – Practice 49: Transformations and Similarity Pg.34-35	Online Lessons: <ul style="list-style-type: none"> • Congruence, Similarity, and Proportional Relationships • Circles, Angles, and Proportions Test-Out Quiz • Circles, Angles, and Proportions Unit Quiz 	 Dilations.pdf  Dilations 2.pdf
MA.ABE.4.4.2 Solve mathematical and real-world problems involving angle, measure, area, surface area, and volume	7.G.5 (Low) Use facts about supplementary, complementary, vertical, and adjacent angles in a multi-step problem to write and solve simple equations for an unknown angle in a figure.	Unit 6 – Lesson 4: Develop Angle Relationships Pg.194-197	Book 3 - Unit 1 – Strategy 4: Develop Angle Relationships Pg.16-19	Unit 6 – Lesson 47: Angle Pairs Pg.155-157	Book 2 - Unit 6 – Practice 47: Angle Pairs Pg.30-31	Online Lessons: <ul style="list-style-type: none"> • Angle Pairs • Circles, Angles, and Proportions Test-Out Quiz • Circles, Angles, and Proportions Unit Quiz 	 Comp-Supp.pdf  Comp-Supp2.pdf  Missing Angles.pdf
MA.ABE.4.4.2 Solve mathematical and real-world problems involving angle, measure, area, surface area, and volume.	7.G.4 (Low) Know the formulas for the area and circumference of a circle and use them to solve problems. Give an informal derivation (example) of the relationship between the circumference and area of a circle.	Unit 7 – Lesson 1: Apply Formulas for Circumference and Area Pg.200-205	Book 3 - Unit 2 – Strategy 5: Apply Formulas for Circumference and Area Pg.22-26	Unit 6 – Lesson 43: Area and Circumference of a Circle Pg.143-145	Book 2 - Unit 6 – Practice 43: Area and Circumference of a Circle Pg.22-23	Online Lessons: <ul style="list-style-type: none"> • Circles • Circles, Angles, and Proportions Test-Out Quiz • Circles, Angles, and Proportions Unit Quiz 	 Circumference.pdf  Circumference2.pdf






							 Area Circles.pdf  Area Parallelogram.pdf  Area Triangles.pdf  Area Trapezoids.pdf
MA.ABE.4.4.2 Solve mathematical and real-world problems involving angle, measure, area, surface area, and volume.	7.G.6 (Low) Solve problems involving area, volume and surface area of two-dimensional and three-dimensional objects composed of triangles, quadrilaterals, polygons, cubes, and right prisms	Unit 7 – Lesson 2: Apply Formulas for Surface Area Pg.206-211 Unit 7 – Lesson 3: Apply Formulas for Volume Pg.212-217	Book 3 - Unit 2 – Strategy 6: Apply Formulas for Surface Area Pg.27-30 Book 3 - Unit 2 – Strategy 7: Apply Formulas for Volume Pg.31-33	Unit 6 – Lesson 44: Area of Rectangles, Squares, Parallelograms, and Triangles Pg.146-148 Unit 6 – Lesson 45: Volume Pg.149-151 Unit 6 – Lesson 46: Surface Area Pg.152-154	Book 2 - Unit 6 – Practice 44: Area of Rectangles, Squares, Parallelograms, and Triangles Pg.24-25 Book 2 - Unit 6 – Practice 45: Volume Pg.26-27 Book 2 - Unit 6 – Practice 46: Surface Area Pg.28-29	Online Lessons: <ul style="list-style-type: none"> • Volumes of Prisms and Cylinders • Volumes of Pyramids and Cones • Three-Dimensional Geometry Test-Out Quiz • Three-Dimensional Geometry Unit Quiz • Perimeter • Areas of Triangles and Quadrilaterals • Shapes, Perimeter, and Area Test-Out Quiz • Shapes, Perimeter, and Area Unit Quiz 	 SA Prisms.pdf  SA Prisms 2.pdf  SA Pyramids.pdf  SA Pyramids2.pdf  Volume Prisms.pdf  Volume Prisms 2.pdf





							 Volume Prisms 3.pdf
MA.ABE.4.4.4 Explain and apply the Pythagorean Theorem.	8.G.7 (Low) Apply the Pythagorean Theorem ($a^2 + b^2 = c^2$) to determine unknown side lengths in right triangles in real-world and mathematical problems in two and three dimensions.	Unit 7 – Lesson 4: Apply the Pythagorean Theorem Pg.218-221	Book 3 - Unit 2 – Strategy 8: Apply the Pythagorean Theorem Pg.34-37	Unit 6 – Lesson 51: Use the Pythagorean Theorem Pg.167-169	Book 2 - Unit 6 – Practice 51: Use the Pythagorean Theorem Pg.38-39	Online Lessons: <ul style="list-style-type: none"> • The Pythagorean Theorem • Circles, Angles, and Proportions Test-Out Quiz • Circles, Angles, and Proportions Unit Quiz 	 Pythagorean.pdf  Pythagorean 2.pdf
MA.ABE.4.4.4 Explain and apply the Pythagorean Theorem.	8.G.8 (Low) Apply the Pythagorean Theorem to find the distance between two points in a coordinate system.	Unit 7 – Lesson 5: Use the Pythagorean Theorem to Determine Distance Pg.222-225	Book 3 - Unit 2 – Strategy 9: Use the Pythagorean Theorem to Determine Distance Pg.38-41	Unit 6 – Lesson 51: Use the Pythagorean Theorem Pg.167-169 (Same as Previous Lesson)	Book 2 - Unit 6 – Practice 51: Use the Pythagorean Theorem Pg.38-39 (Same as Previous Lesson)	Online Lessons: <ul style="list-style-type: none"> • The Pythagorean Theorem • Circles, Angles, and Proportions Test-Out Quiz • Circles, Angles, and Proportions Unit Quiz 	 Using Pythagorean.pdf  Using Pythagorean 2.pdf  Using Pythagorean 3.pdf






STATISTICS AND PROBABILITY (22% of Test)

MA.ABE.9.4.1 Summarize and describe distributions.	6.SP.5d (Low) Summarize numerical data sets in relation to their context, such as by: Giving quantitative measures of center such as median and/or mean. Describing any overall pattern and any striking deviations from the overall pattern with reference to the context in which the data were gathered. Relating the choice of measures of center and variability to the shape	Unit 8 – Lesson 1: Describe Data Pg.230-233	Book 4 - Unit 1 – Strategy 1: Describe Data Pg.4-7	Unit 5 – Lesson 34: Choose Appropriate Measures of Center Pg.113-115	Book 2 - Unit 5 – Practice 34: Choose Appropriate Measures of Center Pg.2-3	Online Lessons: <ul style="list-style-type: none"> • Shapes of Distributions • Data Displays and Distributions Test-Out Quiz • Data Displays and Distributions Unit Quiz 	 Mean-Balance.pdf  Mean.pdf  Mean2.pdf
--	---	---	--	--	---	---	--

	of the data distribution and the context in which the data were gathered.						 Median and Mode.pdf  Median and Mode 2.pdf  Range.pdf  Range 2.pdf
MA.ABE.9.4.3 Draw informal comparative inferences about two populations.	7.SP.4 (Medium) Use measures of center (median and mode) and measures of variability (interquartile range and mean absolute deviation) for numerical data from random samples to draw informal comparative inferences about two populations.	Unit 8 – Lesson 2: Use Measures of Center to Compare Pg.234-239	Book 4 - Unit 1 – Strategy 2: Use Measures of Center to Compare Pg.8-12	Unit 5 – Lesson 36: Compare Populations Pg.119-121	Book 2 - Unit 5 – Practice 36: Compare Populations Pg.6-7	Online Lessons: <ul style="list-style-type: none"> • Measures of Center • Basic Statistics Test-Out Quiz • Basic Statistics Unit Quiz 	 Measures of Center.pdf  MAD.pdf  MAD2.pdf
MA.ABE.9.4.2 Use random sampling to draw inferences about a population.	7.SP.2 (Low) Use data from a random sample to draw inferences about a population with an unknown characteristic of interest. Generate multiple samples (or simulated samples) of the same size to gauge the variation in estimates or predictions.	Unit 8 – Lesson 3: Draw Inferences Pg.240-243	Book 4 - Unit 1 – Strategy 3: Draw Inferences Pg.13-17	Unit 5 – Lesson 35: Populations and Samples Pg.116-118	Book 2 - Unit 5 – Practice 35: Populations and Samples Pg.4-5	Online Lessons: No lessons are associated with this target.	 Populations and Samples.pdf  Populations and Samples 2.pdf  Populations and Samples 3.pdf  Predictions.pdf

							 Prediction 2.pdf
MA.ABE.9.4.5 Investigate patterns of association in data with two variables (bivariate).	8.SP.1 (Low) Construct and interpret scatter plots (a graph of plotted points that show the relationship between two sets of data) for bivariate measurement data to investigate patterns of association between two quantities. Describe patterns such as clustering, outliers, positive or negative association, linear association, and nonlinear association.	Unit 8 – Lesson 4: Create and Interpret Scatterplots Pg.244-249	Book 4 - Unit 1 – Strategy 4: Create and Interpret Scatterplots Pg.18-21	Unit 5 – Lesson 37: Scatter Plots: Clusters and Outliers Pg.122-124	Book 2 - Unit 5 – Practice 37: Scatter Plots: Clusters and Outliers Pg.8-9	Online Lessons: <ul style="list-style-type: none"> • Bar Graphs, Line Graphs, and Scatter Plots • Graphs and Charts Test-Out Quiz • Graphs and Charts Unit Quiz • Scatter Plots and Linear Models • Data Displays and Distributions Test-Out Quiz • Data Displays and Distributions Unit Quiz 	 Scatter Plots.pdf  Scatter Plots 2.pdf
MA.ABE.9.4.5 Investigate patterns of association in data with two variables (bivariate). MA.ABE.9.4.5 Investigate patterns of association in data with two variables (bivariate).	8.SP.2 (Low) Know that straight lines are widely used to model relationships between two quantitative variables. For scatter plots that suggest a linear association, informally fit a straight line, and assess the model fit by judging the closeness of the data points to the line. 8.SP.3 (Low) Use the equation of a linear model to solve problems in the context of bivariate measurement data, interpreting the slope and intercept.	Unit 8 – Lesson 5: Develop Trend Lines Pg.250-253 Unit 8 – Lesson 6: Use Trend Lines to Solve Problems Pg.254-259	Book 4 - Unit 1 – Strategy 5: Develop Trend Lines Pg.22-25 Book 4 - Unit 1 – Strategy 6: Use Trend Lines to Solve Problems Pg.26-28	Unit 5 – Lesson 38: Scatter Plots and Linear Associations Pg.125-127	Book 2 - Unit 5 – Practice 38: Scatter Plots and Linear Associations Pg.10-11	Online Lessons: <ul style="list-style-type: none"> • The Slope-Intercept Equation of a Line • Lines and the Coordinate Plane • The Equation of a Line Test-Out Quiz • The Equation of a Line Unit Quiz • Circles, Angles, and Proportions Test-Out Quiz • Circles, Angles, and Proportions Unit Quiz • Functions Test-Out Quiz • Functions Unit Quiz • Scatter Plots and Linear Models 	 Lines Best Fit.pdf  Lines Best Fit 2.pdf

						<ul style="list-style-type: none"> • Data Displays and Distributions Test-Out Quiz • Data Displays and Distributions Unit Quiz 	
<p>MA.ABE.9.4.5 Investigate patterns of association in data with two variables (bivariate).</p>	<p>8.SP.4 (Low) Verify that patterns of association can also be seen in bivariate categorical data by displaying frequencies and relative frequencies in a two-way table. Construct and interpret a two-way table summarizing data on two categorical variables collected from the same subjects. Use relative frequencies calculated for rows or columns to describe possible association between the two variables.</p>	<p>Unit 8 – Lesson 7: Construct and interpret Two-Way Tables Pg.260-263</p>	<p>Book 4 - Unit 1 – Strategy 7: Construct and interpret Two-Way Tables Pg.29-32</p>	<p>Unit 5 – Lesson 39: Two-Way Tables Pg.128-130</p>	<p>Book 2 - Unit 5 – Practice 39: Two-Way Tables Pg.12-13</p>	<p>Online Lessons:</p> <ul style="list-style-type: none"> • Two-Way Tables • Data Displays and Distributions Test-Out Quiz • Data Displays and Distributions Unit Quiz 	 2 Way Tables.pdf  2 Way Tables 2 .pdf
<p>MA.ABE.9.4.4 Investigate chance processes and develop, use, and evaluate probability models.</p>	<p>7.SP.5 (Medium) Justify that the probability of a chance event is a number between 0 and 1 that expresses the likelihood of the event occurring. Larger numbers indicate greater likelihood. A probability near 0 indicates an unlikely event. A probability around 1/2 indicates an event that is neither unlikely nor likely. A probability near 1 indicates a likely event.</p>	<p>Unit 9 – Lesson 1: Understand Probability Pg.268-271</p>	<p>Book 4 - Unit 2 – Strategy 8: Understand Probability Pg.35-36</p>	<p>Unit 5 – Lesson 40: Understand Probability Pg.131-133</p>	<p>Book 2 - Unit 5 – Practice 40: Understand Probability Pg.14-15</p>	<p>Online Lessons:</p> <ul style="list-style-type: none"> • Basic Probability • Probability Test-Out Quiz • Probability Unit Quiz 	 Probability.pdf  Probability 2.pdf

<p>MA.ABE.9.4.4 Investigate chance processes and develop, use, and evaluate probability models.</p>	<p>7.SP.7(a)(b) (Low) Develop a probability model and use it to find probabilities of events. Compare probabilities from a model to observed frequencies; if the agreement is not good, explain possible sources of the discrepancy. Develop a uniform probability model by assigning equal probability to all outcomes and use the model to determine probabilities of events. Develop a probability model (which may not be uniform) by observing frequencies in data generated from a chance process.</p>	<p>Unit 9 – Lesson 2: Develop Probability Models Pg.272-275</p>	<p>Book 4 - Unit 2 – Strategy 9: Develop Probability Models Pg.37-41</p>	<p>Unit 5 – Lesson 41: Theoretical and Experimental Probability Pg.134-136</p>	<p>Book 2 - Unit 5 – Practice 41: Theoretical and Experimental Probability Pg.16-17</p>	<p>Online Lessons: No lessons are associated with this target.</p>	<p> Probabilities.pdf</p> <p> Probabilities 2.pdf</p> <p> Probabilities 3.pdf</p>
<p>MA.ABE.9.4.4 Investigate chance processes and develop, use, and evaluate probability models.</p>	<p>7.SP.8(a)(b) (Medium) Illustrate that, just as with simple events, the probability of a compound event is the fraction of outcomes in the sample space for which the compound event occurs. Represent sample spaces for compound events using methods such as organized lists, tables, and tree diagrams. For an event described in everyday language, such as “rolling double sixes”, identify the outcomes in the sample space which compose the event.</p>	<p>Unit 9 – Lesson 3: Determine Probability of Compound Events Pg.276-281</p>	<p>Book 4 - Unit 2 – Strategy 10: Determine Probability of Compound Events Pg.42-47</p>	<p>Unit 5 – Lesson 42: Probability of Compound Events and Sample Space Pg.137-139</p>	<p>Book 2 - Unit 5 – Practice 42: Probability of Compound Events and Sample Space Pg.18-19</p>	<p>Online Lessons:</p> <ul style="list-style-type: none"> • Basic Probability • Compound Probability • Probability Test-Out Quiz • Probability Unit Quiz 	<p> Prob-Compound.pdf</p> <p> Prob-Compound 2.pdf</p>