



















2022-2023 TABE Level D: ABE Reading Alignment

ABE Standards	Textbook Standard Alignment/TABE Emphasis Level: (Low) (Medium) (High)	<i>TABE Mastery Book New Readers Press</i>	<i>Scoreboost for TABE</i>	<i>TABE Tutor</i>	<i>TABE Tutor Practice</i>	<i>TABE Academy</i>	Resources
KEY IDEAS AND DETAILS (47% of test)							
<p>RE.ABE.1: Read closely to determine what the text says explicitly and to make logical inferences from it; cite specific textual evidence when writing or speaking to support conclusions drawn from the text.</p>	<p>7.RL.1 (Medium) 7.RI.1 (High) Cite several pieces of textual evidence to support analysis of what the text says explicitly as well as inferences drawn from the text.</p>	<p>Unit 1 – Lesson 1: Use Evidence to Support Inferences and Conclusions. Pg.16-25</p>	<p>Unit 1 – Strategy 1: Use Evidence to Support Inferences and Conclusions. Pg.4-9</p>	<p>Unit 2 – Lesson 6: Make inferences and Use Text Evidence as Support Pg.18-19</p> <p>Unit 3– Lesson 14: Identify Details and Examples Pg.50-51</p> <p>Unit 3– Lesson 15: Make Inferences and Use Text Evidence as Support Pg.54-55</p>	<p>Unit 2 – Practice 6: Make inferences and Use Text Evidence as Support Pg.26-29</p> <p>Unit 3–Practice 14: Identify Details and Examples Pg. 62-65</p> <p>Unit 3–Practice 15 Make Inferences and Use Text Evidence as Support Pg.66-69</p>	<p>Online Lessons:</p> <ul style="list-style-type: none"> • Arguments Test-Out Quiz • Arguments Unit Quiz • Checking Reasoning and Support • Conclusions and Generalizations • Analysis and Synthesis Test-Out Quiz • Analysis and Synthesis Unit Quiz • The Development of a Claim • The Development of a Text Test-Out Quiz • The Development of a Text Unit Quiz • Synthesizing Data and Visual Information 	<p> Inferences 4.pdf</p> <p> Inferences 5.pdf</p>
<p>RE.ABE.1: Read closely to determine what the text says explicitly and to make logical inferences from it; cite specific textual evidence when writing or speaking to support conclusions drawn from the text.</p>	<p>6-8. RH.1 (Low) Cite specific textual evidence to support analysis of primary and secondary sources.</p>	<p>Unit 1 – Lesson 2: Use Evidence to Support Analysis of Texts Pg.26-37</p>	<p>Unit 1 – Strategy 2: Use Evidence to Support Analysis of Texts Pg.10-15</p>	<p>Unit 2 – Lesson 13: Analyze Primary and Secondary Sources Pg.42-45</p>	<p>Unit 2 – Practice 13: Analyze Primary and Secondary Sources Pg.54-57</p>	<p>Online Lessons:</p> <ul style="list-style-type: none"> • Analyzing Primary and Secondary Sources 	<p> Text Evidence Level D.pdf</p>

<p>RE.ABE. 2: Determine central ideas or themes of a text and analyze their development; summarize the key supporting details and ideas.</p>	<p>6.RL.2 (Medium) Determine a theme or central idea of a text and how it is conveyed through particular details; provide a summary of the text distinct from personal opinions or judgments.</p>	<p>Unit 1 – Lesson 3: Identify Theme and Summarize Texts Pg.38-46</p>	<p>Unit 1 – Strategy 3: Identify Theme and Summarize Texts Pg.16-19</p>	<p>Unit 3 – Lesson 17: Determine Theme and Summarize Pg.60-63</p>	<p>Unit 3 – Practice 17: Determine Theme and Summarize Pg.74-77</p>	<p>Online Lessons:</p> <ul style="list-style-type: none"> • Development of Central Ideas • Sequence and Development Test-Out Quiz • Sequence and Development Unit Quiz • Determining and Supporting a Theme • Analysis and Synthesis Test-Out Quiz • Analysis and Synthesis Unit Quiz 	<p> Theme Level D.pdf</p> <p> Theme 2 Level D.pdf</p>
<p>RE.ABE. 2: Determine central ideas or themes of a text and analyze their development; summarize the key supporting details and ideas.</p>	<p>6.RI.2 (High) Determine a theme or central idea of a text and how it is conveyed through particular details; provide a summary of the text distinct from personal opinions or judgments.</p>	<p>Unit 1 – Lesson 4: Identify Central Idea and Summarize Informational Texts Pg.47-55</p>	<p>Unit 1 – Strategy 4: Identify Central Idea and Summarize Informational Texts Pg.20-22</p>	<p>Unit 1 – Lesson 5: Determine Main Idea and Summarize Pg.16-17</p>	<p>Unit 1 – Practice 5: Determine Main Idea and Summarize Pg.22-25</p>	<p>Online Lessons:</p> <ul style="list-style-type: none"> • Conclusions and Generalizations • Inferences about Main Ideas • Inferences Test-Out Quiz • Inferences Unit Quiz 	<p> Main Idea Level D.pdf</p> <p> Main Idea Supporting Details I</p>
<p>RE.ABE.1: Read closely to determine what the text says explicitly and to make logical inferences from it; cite specific textual evidence when writing or speaking to support conclusions drawn from the text.</p>	<p>6-8.RST.1 (High) Cite specific textual evidence to support analysis of science and technical texts.</p> <p>6-8.RST.2 (Low) Determine the central ideas or conclusions of a text; provide an accurate summary of the text distinct from prior knowledge or opinions.</p>	<p>Unit 1 – Lesson 5: Summarize Scientific and Technical Texts Pg.56-65</p>	<p>Unit 1 – Strategy 5: Summarize Science and Technical Texts Pg.23-25</p>	<p>Unit 2 – Lesson 8: Analyze Scientific Texts Pg.26-29</p>	<p>Unit 2 – Practice 8: Analyze Scientific Texts Pg.34-37</p>	<p>Online Lessons:</p> <ul style="list-style-type: none"> • Analyzing Science and Technical Texts • Inferences about Main Ideas • Inferences Test-Out Quiz • Inferences Unit Quiz 	<p> Scientific Texts Level D.pdf</p> <p> Scientific Texts 2 Level D.pdf</p>
<p>RE.ABE.3: Analyze how and why individuals, events, and ideas develop and interact over the course of a text.</p>	<p>8.RI.3 (High) Analyze how a text makes connections among and distinctions between individuals, ideas, or events (e.g.,</p>	<p>Unit 1 – Lesson 6: Make Connections Pg.66-72</p>	<p>Unit 1 – Strategy 6: Make Connections Pg.26-29</p>	<p>Unit 2 – Lesson 7: Analyze Text Connections Pg.22-25</p>	<p>Unit 2 – Practice 7: Analyze Text Connections Pg.30-33</p>	<p>Online Lessons:</p> <ul style="list-style-type: none"> • Analyzing Events and Ideas • Analysis and Application Test-Out Quiz 	<p> Connections Level D.pdf</p>

	through comparisons, analogies, or categories).					<ul style="list-style-type: none"> • Analysis and Application Unit Quiz • Procedures and Processes • Relationships in Text • The Development of Events 	
RE.ABE.3: Analyze how and why individuals, events, and ideas develop and interact over the course of a text.	6-8.RH.3 (Low) Identify key steps in a text's description of a process related to history/social studies (e.g., how a bill becomes law, how interest rates are raised or lowered).	Unit 1 – Lesson 7: Identify Key Steps of a Process Pg.73-81	Unit 1 – Strategy 7: Identify Key Steps of a Process Pg.30-32	Unit 2 – Lesson 12: Identify Key Steps in a Process Pg.40-41	Unit 2 – Practice 12: Identify Key Steps in a Process Pg.50-53	Online Lessons: <ul style="list-style-type: none"> • The Development of Events • The Development of a Text Test-Out Quiz • The Development of a Text Unit Quiz 	 Text Structure Steps of a Process Level D.
RE.ABE.3.3.4: Analyze how a text makes connections among and distinctions between individuals, ideas, or events (e.g., through comparisons, analogies, or categories).	6-8.RST.3 (Low): Follow precisely a multistep procedure when carrying out experiments, taking measurements, or performing technical tasks.	Unit 1 – Lesson 8: Follow Multistep Procedures Pg.82-89	Unit 1 – Strategy 8: Follow Multistep Procedures Pg.33-35	Unit 2 – Lesson 9: (WILL BE COVERED LATER ON in INTEGRATION OF KNOWLEDGE AND IDEAS)	Unit 2 – Lesson 9: (WILL BE COVERED LATER ON in INTEGRATION OF KNOWLEDGE AND IDEAS)	Online Lessons: <ul style="list-style-type: none"> • Procedures and Processes • Sequence and Development Test-Out Quiz • Sequence and Development Unit Quiz 	
CRAFT AND STRUCTURE (38% OF TEST)							
RE.ABE.4: Interpret words and phrases as they are used in a text, including determining technical, connotative, and figurative meanings, and analyze how specific word choices shape meaning or tone.	6.RL.4 (Medium) ; 6.RI.4 (High) Determine the meaning of words and phrases as they are used in a text, including figurative, connotative, and technical meanings; analyze the impact of a specific word choice on meaning and tone.	Unit 2 – Lesson 1: Define Words and Phrases Pg.94-101	Unit 2 – Strategy 9: Define Words and Phrases Pg.44-49	Unit 1 – Lesson 1: Determine Word Meaning Pg.2-3 Unit 1 – Lesson 2: Understand Figurative Language Pg.4-5 Unit 1 – Lesson 3: Understand Connotations Pg.6-7	Unit 1 – Practice 1: Determine Word Meaning Pg.2-5 Unit 1 – Practice 2: Understand Figurative Language Pg.6-9 Unit 1 – Practice 3: Understand Connotations Pg.10-13	Online Lessons: <ul style="list-style-type: none"> • Figurative Language • Determining Word Meanings • The Impact of a Word • Gaining Meaning from Words Test-Out Quiz • Gaining Meaning from Words Unit Quiz • Rhetorical Techniques in Arguments • Author's Perspective Test-Out Quiz • Author's Perspective Unit Quiz 	 Tone Level D.pdf  Simile-Metaphor Level D.pdf  Context Clues#1 Level D.pdf

<p>RE.ABE.5: Analyze the structure of texts, including how specific sentences, paragraphs, and larger portions of the text (e.g., a section, chapter, scene, or stanza) relate to each other and the whole.</p>	<p>6.RL.5 (Low) Analyze how a particular sentence, paragraph, chapter, or section fits into the overall structure of a text and contributes to the development of the ideas.</p>	<p>Unit 2 – Lesson 2: Analyze Structure of Literary Texts Pg.102-110</p>	<p>Unit 2 – Strategy 10: Analyze Structure of Literary Texts Pg.50-52</p>	<p>Unit 3 – Lesson 16: Analyze Text Structure Pg.58-59</p>	<p>Unit 3 – Practice 16: Analyze Text Structure Pg.70-73</p>	<p>Online Lessons:</p> <ul style="list-style-type: none"> • Structure and Meaning • Analysis and Application Test-Out Quiz • Analysis and Application Unit Quiz • Analyzing the Structure of a Text • Analyzing a Central Idea • The Development of a Theme • The Structure of an Argument • The Development of a Text Test-Out Quiz • The Development of a Text Unit Quiz 	<p> Story Text Structure Level D.pdf</p> <p> Literary Elements Level D.pdf</p>
<p>RE.ABE.5: Analyze the structure of texts, including how specific sentences, paragraphs, and larger portions of the text (e.g., a section, chapter, scene, or stanza) relate to each other and the whole.</p>	<p>7.RI.5 (High) Analyze the structure an author uses to organize a text, including how the major sections contribute to the whole and to the development of the ideas</p>	<p>Unit 2 – Lesson 3: Analyze Structure of Informational Texts Pg.111-119</p>	<p>Unit 2 – Strategy 11: Analyze Structure of Informational Texts Pg.53-55</p>	<p>Unit 2 – Lesson 4: Analyze Text Structure Pg.12-15</p>	<p>Unit 2 – Practice 4: Analyze Text Structure Pg.18-21</p>	<p>Online Lessons:</p> <ul style="list-style-type: none"> • Same as above 	<p> Compare Contrast Level D.pdf</p>
<p>RE.ABE.6: Assess how point of view or purpose shapes the content and style of a text.</p>	<p>8.RI.6 (High) Determine an author’s point of view or purpose in a text and analyze how the author acknowledges and responds to conflicting evidence or viewpoints.</p>	<p>Unit 2 – Lesson 4: Determine Point of View and Purpose in Informational Texts Pg.120-127</p>	<p>Unit 2 – Strategy 12: Determine Point of View and Purpose in Informational Texts Pg.56-59</p>	<p>Unit 2 – Lesson 10: Determine Author’s Point of View and Purpose Pg.32-33</p>	<p>Unit 2 – Practice 10: Determine Author’s Point of View and Purpose Pg.42-45</p>	<p>Online Lessons:</p> <ul style="list-style-type: none"> • Comparing Arguments • Analyzing Point of View • Author’s Purpose and Point of View • Comparing Authors’ Positions • Author’s Perspective Test-Out Quiz • Author’s Perspective Unit Quiz 	<p> Author’s Purpose Level D.pdf</p>

<p>RE.ABE.6: Assess how point of view or purpose shapes the content and style of a text.</p> <p>RE.ABE.8: Delineate and evaluate the argument a specific claims in a text, including the validity of the reasoning as well as the relevance and sufficiency of the evidence.</p>	<p>6-8.RH.6 (Low) Identify aspects of a text that reveal an author’s point of view or purpose (e.g., loaded language, inclusion or avoidance of particular facts).</p> <p>8.RI.8 (High) Delineate and evaluate the argument and specific claims in a text, assessing whether the reasoning is sound and the evidence is relevant and sufficient; recognize when irrelevant evidence is introduced.</p>	<p>Unit 2 – Lesson 5: Determine Point of View and Purpose in Historical Texts Pg.128-136</p>	<p>Unit 2 – Strategy 13: Determine Point of View and Purpose in Historical Texts Pg.60-62</p> <p>Unit 3 – Strategy 15: Evaluate Reason and Evidence Pg.74-77</p>	<p>Unit 2 – Lesson 11: Analyze Arguments and Claims Pg.34-39</p>	<p>Unit 2 – Practice 11: Analyze Arguments and Claims Pg.46-49</p>	<p>Online Lessons:</p> <ul style="list-style-type: none"> • Fallacies in an Argument • Comparing Arguments • Arguments Test-Out Quiz • Arguments Unit Quiz • Evaluating a Claim • Comparing Similar Topics and Genres • Comparing Different Genres and Formats • Comparing Texts Test-Out Quiz • Comparing Texts Unit Quiz • Comparing Authors’ Positions • Author’s Perspective Test-Out Quiz • Author’s Perspective Unit Quiz 	
--	--	--	--	--	--	--	--

INTEGRATION OF KNOWLEDGE AND IDEAS (15% OF TEST)

<p>RE.ABE.7: Integrate and evaluate content presented in diverse media and formats, including visually and quantitatively, as well as in words.</p>	<p>6.RI.7 (Low) Integrate information presented in different media or formats, such as in charts, graphs, photographs, videos, or maps, as well as in words to develop a coherent understanding of a topic or issue.</p> <p>6-8.RST.7 (Low) Integrate quantitative or technical information expressed in words in a text with a version of that information expressed visually, such as in a flowchart, diagram, model, graph, or table</p>	<p>Unit 3 – Lesson 1: Interpret Information Pg.142-155</p>	<p>Unit 3 – Strategy 14: Interpret Information Pg.68-73</p>	<p>Unit 2 – Lesson 9: Analyze Technical Texts Pg.30-31</p>	<p>Unit 2 – Practice 9: Analyze Technical Texts Pg.38-41</p>	<p>Online Lessons:</p> <ul style="list-style-type: none"> • Seeing the Role of Graphics in a Text • Analysis and Application Test-Out Quiz • Analysis and Application Unit Quiz 	
--	---	--	---	--	--	---	--

READING (RE) ANCHOR STANDARDS

- RE.ABE.1: Read closely to determine what the text says explicitly and to make logical inferences from it; cite specific textual evidence when writing or speaking to support conclusions drawn from the text. *(Apply this standard to texts of appropriate complexity as outlined by Standard 10.)*
- RE.ABE. 2: Determine central ideas or themes of a text and analyze their development; summarize the key supporting details and ideas. *(Apply this standard to texts of appropriate complexity as outlined by Standard 10.)*
- RE.ABE.3: Analyze how and why individuals, events, and ideas develop and interact over the course of a text. *(Apply this standard to texts of appropriate complexity as outlined by Standard 10.)*
- RE.ABE.4: Interpret words and phrases as they are used in a text, including determining technical, connotative, and figurative meanings, and analyze how specific word choices shape meaning or tone. *(Apply this standard to texts of appropriate complexity as outlined by Standard 10.)*
- RE.ABE.5: Analyze the structure of texts, including how specific sentences, paragraphs, and larger portions of the text (e.g., a section, chapter, scene, or stanza) relate to each other and the whole. *(Apply this standard to texts of appropriate complexity as outlined by Standard 10.)*
- RE.ABE.6: Assess how point of view or purpose shapes the content and style of a text. *(Apply this standard to texts of appropriate complexity as outlined by Standard 10.)*
- RE.ABE.7: Integrate and evaluate content presented in diverse media and formats, including visually and quantitatively, as well as in words. *(Apply this standard to texts of appropriate complexity as outlined by Reading Standard 10.)*
- RE.ABE.8: Delineate and evaluate the argument a specific claims in a text, including the validity of the reasoning as well as the relevance and sufficiency of the evidence. *(Apply this standard to texts of appropriate complexity as outline by Reading Standard 10.)*
- RE.ABE.9: Analyze how two or more texts address similar themes or topics in order to build knowledge or to compare the approaches the authors take. *(Apply this standard to texts of appropriate complexity as outlined by Standard 10.)*
- RE.ABE.10: Read and comprehend complex literary and informational text independently and proficiently