







2022-2023 TABE Level A: ABE Reading Alignment


Standards	Textbook Standard Alignment/TABE Emphasis Level: (Low) (Medium) (High)	TABE Mastery Book New Readers Press	Scoreboost for TABE	TABE Tutor	TABE Tutor Practice	TABE ACADEMY	Resources
KEY IDEAS AND DETAILS (47% of test)							
RE.ABE.1: Read closely to determine what the text says explicitly and to make logical inferences from it; cite specific textual evidence when writing or speaking to support conclusions drawn from the text.	9-10.RL.1 (Low) : 9-10.RI.1 (High) Cite several pieces of textual evidence to support analysis of what the text says explicitly as well as inferences drawn from the text.	Unit 1 – Lesson 1: Use Evidence to Support Analysis of Literary and Informative Text Pg.18-26	Unit 1 – Strategy 1: Use Evidence to Support Analysis of Literary and Informative Text Pg.4-11	Unit 2 – Lesson 7: Make inferences and Use Text Evidence Pg.20-21 Unit 3 – Lesson 17: Make inferences and Use Text Evidence Pg.52-53	Unit 2 – Practice 7: Make inferences and Use Text Evidence Pg.30-33 Unit 3 – Strategy 17: Make inferences and Use Text Evidence Pg.74-77	Online Lessons: <ul style="list-style-type: none"> • Making Inferences • Inferences about Main Ideas • Evidence for Inferences • Inferences Test-Out Quiz • Inferences Unit Quiz 	 Text Evidence Level A.pdf
RE.ABE.1: Read closely to determine what the text says explicitly and to make logical inferences from it; cite specific textual evidence when writing or speaking to support conclusions drawn from the text.	9-10.RH.1 (Medium) Cite specific textual evidence to support analysis of primary and secondary sources. 9-10.RST.1 (Low) Cite specific textual evidence to support analysis of science and technical texts.	Unit 1 – Lesson 2: Use Evidence to Support Analysis of Historical, Science, and technical Texts Pg.27-36	Unit 1 – Strategy 2: Use Evidence to Support Analysis of Historical, Science, and Technical Texts Pg.12-17	Unit 2 – Lesson 5: Identify Key Details Pg.14-15 Unit 2 – Lesson 16: Analyze Primary and Secondary Sources Pg.42-45	Unit 2 – Practice 5: Identify Key Details Pg.22-25 Unit 2 – Practice 16: Analyze Primary and Secondary Sources Pg.66-69	Online Lessons: <ul style="list-style-type: none"> • Analyzing Primary and Secondary Sources • Analyzing Science and Technical Texts • Analysis and Synthesis Test-Out Quiz • Analysis and Synthesis Unit Quiz 	
RE.ABE. 2: Determine central ideas or themes of a text and analyze their development; summarize the key supporting details and ideas.	9-10.RL.2 (Medium) : Determine a theme or central idea of a text and how it is conveyed through particular details; provide a summary of the text distinct from personal opinions or judgments.	Unit 1 – Lesson 3: Identify Theme and Summarize Texts Pg.37-45	Unit 1 – Strategy 3: Identify Theme and Summarize Texts Pg.18-21	Unit 3 – Lesson 19: Determine Theme and Summarize Pg.58-61	Unit 3 – Practice 19: Determine Theme and Summarize Pg.82-85	Online Lessons: <ul style="list-style-type: none"> • Analyzing a Central Idea • The Development of a Theme • The Development of a Text Test-Out Quiz • The Development of a Text Unit Quiz 	 Theme Level A.pdf



<p>RE.ABE. 2: Determine central ideas or themes of a text and analyze their development; summarize the key supporting details and ideas.</p>	<p>9-10.RI.2 (High): Determine a central idea of a text and analyze its development over the course of the text, including how it emerges and is shaped and refined by specific details; provide an objective summary of the text.</p>	<p>Unit 1 – Lesson 4: Identify a Central Idea and Summarize Texts Pg.46-53</p>	<p>Unit 1 – Strategy 4: Identify a Central Idea and Summarize Texts Pg.22-25</p>	<p>Unit 2 – Lesson 4: Determine Main Idea Pg.12-13</p> <p>Unit 2 – Lesson 6: Summarize Pg.16-19</p>	<p>Unit 2 – Practice 4: Determine Main Idea Pg.18-21</p> <p>Unit 2 – Practice 6: Summarize Pg.26-29</p>	<p>Online Lessons:</p> <ul style="list-style-type: none"> • Same as above 	<p> Main Idea Level A.pdf</p> <p> Summarizing Level A.pdf</p>
<p>RE.ABE. 2: Determine central ideas or themes of a text and analyze their development; summarize the key supporting details and ideas.</p>	<p>11-12.RST.2 (Low) Determine the central ideas or conclusions of a text; Summarize complex concepts, processes, or information presented in a text by paraphrasing them in simpler but still accurate terms.</p>	<p>Unit 1 – Lesson 5: Identify Central Ideas and Summarize Science and Technical Texts Pg.54-62</p>	<p>Unit 1 – Strategy 5: Identify Central Ideas and Summarize Science and Technical Texts Pg.26-29</p>	<p>Unit 2 – Lesson 4: Determine Main Idea Pg12-13.</p> <p>Unit 2 – Lesson 6: Summarize (Same as Previous Lesson)</p>	<p>Unit 2 – Practice 4: Determine Main Idea Pg.18-21</p> <p>Unit 2 – Practice 6: Summarize Pg.26-29 (Same as Previous Lesson)</p>	<p>Online Lessons:</p> <ul style="list-style-type: none"> • Making Inferences • Inferences about Main Ideas • Inferences Test-Out Quiz • Inferences Unit Quiz • Analyzing a Central Idea • The Development of a Theme • The Development of a Text Test-Out Quiz • The Development of a Text Unit Quiz 	
<p>RE.ABE.3: Analyze how and why individuals, events, and ideas develop and interact over the course of a text</p>	<p>11-12.RI.3 (Medium) Analyze how a text makes connections among and distinctions between individuals, ideas, or events (e.g., through comparisons, analogies, or categories).</p>	<p>Unit 1 – Lesson 6: Make Connections in Texts Pg.63-70</p>	<p>Unit 1 – Strategy 6: Make Connections in Texts Pg.30-33</p>	<p>Unit 2 – Lesson 12: Analyze Interaction of Ideas and Events Pg.32-33</p>	<p>Unit 2 – Practice 12: Analyze Interaction of Ideas and Events Pg.50-53</p>	<p>Online Lessons:</p> <ul style="list-style-type: none"> • Analyzing Events and Ideas • Analysis and Application Test-Out Quiz • Analysis and Application Unit Quiz • Relationships in Text • The Development of Events 	
<p>RE.ABE.5: Analyze the structure of texts, including how specific sentences, paragraphs,</p>	<p>9-10.RH.3 (Medium) Analyze in detail a series of events described in a text; determine whether earlier</p>	<p>Unit 1 – Lesson 7: Analyze Events in Historical Texts Pg.71-78</p>	<p>Unit 1 – Strategy 7: Analyze Events in Historical Texts Pg.34-37</p>	<p>Unit 2 – Lesson 12: Analyze Interaction of Ideas and Events (Same as Previous Lesson)</p>	<p>Unit 2 – Practice 12: Analyze Interaction of Ideas and Events (Same as Previous Lesson)</p>	<p>Online Lessons:</p> <ul style="list-style-type: none"> • Previously Covered 	



and larger portions of the text (e.g., a section, chapter, scene, or stanza) relate to each other and the whole.	events caused later ones or simply preceded them.						
RE.ABE.3: Analyze how and why individuals, events, and ideas develop and interact over the course of a text.	9-10.RST.3 (Medium) Follow precisely a multistep procedure when carrying out experiments, taking measurements, or performing technical tasks.	Unit 1 – Lesson 8: Follow Multi-Step Procedures Pg.79-88	Unit 1 – Strategy 8: Follow Multi-Step Procedures Pg.38-41	Unit 2 – Lesson 15: Identify Steps in a Procedure Pg.40-41	Unit 2 – Practice 15: Identify Steps in a Procedure Pg.62-65	Online Lessons: <ul style="list-style-type: none"> Following a Procedure The Development of a Text Test-Out Quiz The Development of a Text Unit Quiz 	

CRAFT AND STRUCTURE (42% OF TEST)

RE.ABE.4: Interpret words and phrases as they are used in a text, including determining technical, connotative, and figurative meanings, and analyze how specific word choices shape meaning or tone.	9-10.RL.4 (Low) 9-10.RI.4 (High) Determine the meaning of words and phrases as they are used in a text, including figurative, connotative, and technical meanings; analyze the impact of a specific word choice on meaning and tone.	Unit 2 – Lesson 1: Define Words and Phrases Pg.96-103	Unit 2 – Strategy 9: Define Words and Phrases Pg.52-57	Unit 1 – Lesson 1: Determine Word Meaning Pg.2-3 Unit 1 – Lesson 2: Understand Figurative Language Pg.4-5 Unit 1 – Lesson 3: Understand Connotation Pg.6-7	Unit 1 – Practice 1: Determine Word Meaning Pg.2-5 Unit 1 – Practice 2: Understand Figurative Language Pg.6-9 Unit 1 – Practice 3: Understand Connotation Pg.10-13	Online Lessons: <ul style="list-style-type: none"> Determining Word Meanings Analyzing Point of View Comparing Authors' Positions Author's Perspective Test-Out Quiz Author's Perspective Unit Quiz 	 Context Clues Level A.pdf  Figurative Language Level A.pdf
--------------------------------------------------------------------------------------------------------------------------------------------------------------------------------------------------------------	----------------------------------------------------------------------------------------------------------------------------------------------------------------------------------------------------------------------------------------------------------	---------------------------------------------------------------------------	----------------------------------------------------------------------------	--------------------------------------------------------------------------------------------------------------------------------------------------------------------------------------------------------------------------------------	----------------------------------------------------------------------------------------------------------------------------------------------------------------------------------------------------------------------------------------------	------------------------------------------------------------------------------------------------------------------------------------------------------------------------------------------------------------------------------------------------------------------	------------------------------------------------------------------------------------------------------------------------------------------------------------------------------------------------------------------------------------------------

RE.ABE.4: Interpret words and phrases as they are used in a text, including determining technical, connotative, and figurative meanings, and analyze how specific word choices shape meaning or tone	9-10.RST.4 (Medium) Determine the meaning of symbols, key terms, and other domain specific words and phrases as they are used in a specific scientific or technical context relevant to grades 9-10 texts and topics.	Unit 2 – Lesson 2: Define Science and Technical Words and Phrases Pg.104-112	Unit 2 – Strategy 10: Define Science and Technical Words and Phrases Pg.58-62	Unit 2 – Lesson 5: Identify Key Details Pg.14-15 Unit 2 – Lesson 15: Identify Steps in a Procedure Pg.40-41	Unit 2 – Practice 5: Identify Key Details Pg.22-25 Unit 2 – Practice 15: Identify Steps in a Procedure Pg.62-65	Online Lessons: <ul style="list-style-type: none"> Word Structure: Prefixes Word Structure: Roots Word Structure: Suffixes Intermediate Vocabulary Test-Out Quiz Intermediate Vocabulary Unit Quiz 	 Science Comprehension Lev
-------------------------------------------------------------------------------------------------------------------------------------------------------------------------------------------------------------	---------------------------------------------------------------------------------------------------------------------------------------------------------------------------------------------------------------------------------	--------------------------------------------------------------------------------------------------	---------------------------------------------------------------------------------------------------	------------------------------------------------------------------------------------------------------------------------------------------------------------	----------------------------------------------------------------------------------------------------------------------------------------------------------------	-----------------------------------------------------------------------------------------------------------------------------------------------------------------------------------------------------------------------------------------------------------------	--------------------------------------------------------------------------------------------------------------------

						<ul style="list-style-type: none"> • Complex Word Context • Advanced Affixes and Roots • Using Reference Materials • Advanced Vocabulary Test-Out Quiz • Advanced Vocabulary Unit Quiz 	
<p>RE.ABE.6: Assess how point of view or purpose shapes the content and style of a text.</p>	<p>9-10.RI.5 (High) 11-12.RI.5 (Medium) Analyze and evaluate the effectiveness of the structure an author uses in his or her exposition or argument, including whether the structure makes points clear, convincing, and engaging.</p>	<p>Unit 2 – Lesson 3: Analyze Sections and Structure of Informational Texts Pg.113-122</p>	<p>Unit 2 – Strategy 11: Analyze Sections or Chapters of Informational Texts Pg.63-67</p> <p>Unit 2 – Strategy 12: Analyze Structures of Informational Texts Pg.68-74</p>	<p>Unit 2 – Lesson 8: Analyze Texts Structure of Historical Texts Pg.22-23</p> <p>Unit 2 – Lesson 9: Analyze Texts Structure of Scientific or Technical Texts Pg.24-25</p> <p>Unit 2 – Lesson 13: Analyze Author’s Arguments and Claims Pg.34-37</p>	<p>Unit 2 – Practice 8: Analyze Texts Structure of Historical Texts Pg.34-37</p> <p>Unit 2 – Practice 9: Analyze Texts Structure of Scientific or Technical Texts Pg.38-41</p> <p>Unit 2 – Practice 13: Analyze Author’s Arguments and Claims Pg.54-57</p>	<p>Online Lessons:</p> <ul style="list-style-type: none"> • Evaluating Arguments • Arguments Test-Out Quiz • Arguments Unit Quiz • Checking Reasoning and Support • Figurative Language • The Impact of a Word • Gaining Meaning from Words Test-Out Quiz • Gaining Meaning from Words Unit Quiz • Analyzing Point of View • Rhetorical Techniques in Arguments • Comparing Authors’ Positions • Author’s Perspective Test-Out Quiz • Author’s Perspective Unit Quiz 	<p> Analyzing Text Level A.pdf</p> <p> Text Structure Level A.pdf</p>

						<ul style="list-style-type: none"> • The Development of a Claim • The Development of a Text Test-Out Quiz • The Development of a Text Unit Quiz • Structure and Meaning • Analysis and Application Test-Out Quiz • Analysis and Application Unit Quiz • Analyzing the Structure of a Text • The Structure of an Argument 	
<p>RE.ABE.6: Assess how point of view or purpose shapes the content and style of a text.</p>	<p>11-12.RL.6 (Low) 9-10.RL.6 (Low) Analyze a particular point of view or cultural experience reflected in a work of literature from outside the United States, drawing on a wide reading of world literature.</p>	<p>Unit 2 – Lesson 4: Determine Point of View in Literary Texts Pg.123-131</p>	<p>Unit 2 – Strategy 13: Analyze Point of View in Literary Texts Pg.75-79</p>	<p>Unit 3 – Lesson 18: Analyze Point of View Pg.54-57</p>	<p>Unit 3 – Practice 18: Analyze Point of View Pg.78-81</p>	<p>Online Lessons:</p> <ul style="list-style-type: none"> • Author’s Purpose and Point of View 	 Analyze Point of View Level A.pdf
<p>RE.ABE.6: Assess how point of view or purpose shapes the content and style of a text.</p>	<p>9-10.RI.6 (High) Determine an author’s point of view or purpose in a text and analyze how the author uses rhetoric to advance that point of view or purpose 9-10.RH.6 (Low) Compare the point of view of two or more authors for how they treat the same or similar topics.</p>	<p>Unit 2 – Lesson 5: Determine Point of View and Purpose in Historical and Informational Texts Pg.132-141</p>	<p>Unit 2 – Strategy 14: Determine Point of View and Purpose of Historical Texts Pg.80-84</p>	<p>Unit 2 – Lesson 10: Analyze Author’s Purpose Pg.26-29</p> <p>Unit 2 – Lesson 11: Analyze Author’s Point of View Pg.30-31</p> <p>Unit 2 – Lesson 16: Analyze Primary and Secondary Sources Pg.42-45</p>	<p>Unit 2 – Practice 10: Analyze Author’s Purpose Pg.42-45</p> <p>Unit 2 – Practice 11: Analyze Author’s Point of View Pg.46-49</p> <p>Unit 2 – Practice 16: Analyze Primary and Secondary Sources Pg.66-69</p>	<p>Online Lessons:</p> <ul style="list-style-type: none"> • Analyzing Point of View • Comparing and Contrasting Accounts • Analysis and Application Test-Out Quiz • Analysis and Application Unit Quiz • Comparing Similar Topics and Genres • Comparing Different Genres and Formats 	 Analyze Point of View 2 Level A.pdf

						<ul style="list-style-type: none"> • Comparing Texts Test-Out Quiz • Comparing Texts Unit Quiz • Comparing Authors' Positions • Author's Perspective Test-Out Quiz • Author's Perspective Unit Quiz 	
--	--	--	--	--	--	--------------------------------------------------------------------------------------------------------------------------------------------------------------------------------------------------------------------------------------------------------	--

INTEGRATION OF KNOWLEDGE AND IDEAS (11% OF TEST)

<p>RE.ABE.8: Delineate and evaluate the argument a specific claims in a text, including the validity of the reasoning as well as the relevance and sufficiency of the evidence.</p>	<p>9-10.RI.8 (High) Delineate and evaluate the argument and specific claims in a text, assessing whether the reasoning is sound, and the evidence is relevant and sufficient; recognize when irrelevant evidence is introduced.</p>	<p>Unit 3 – Lesson 1: Evaluate Arguments and Claims Pg.150-160</p>	<p>Unit 3 – Strategy 15: Evaluate Arguments and Claims Pg.90-93</p>	<p>Unit 2 – Lesson 14: Evaluate Author's Arguments and Claims Pg.38-39</p>	<p>Unit 2 – Practice 14: Evaluate Author's Arguments and Claims Pg.58-61</p>	<p>Online Lessons:</p> <ul style="list-style-type: none"> • Fallacies in an Argument • Evaluating Arguments • Arguments Test-Out Quiz • Arguments Unit Quiz • Evaluating a Claim • Synthesizing Data and Visual Information • Analysis and Synthesis Test-Out Quiz • Analysis and Synthesis Unit Quiz • Evaluating the Support of an Argument • The Development of a Text Test-Out Quiz • The Development of a Text Unit Quiz 	
--------------------------------------------------------------------------------------------------------------------------------------------------------------------------------------------	--------------------------------------------------------------------------------------------------------------------------------------------------------------------------------------------------------------------------------------------	------------------------------------------------------------------------------------------	-------------------------------------------------------------------------------------------	--------------------------------------------------------------------------------------------------	----------------------------------------------------------------------------------------------------	-----------------------------------------------------------------------------------------------------------------------------------------------------------------------------------------------------------------------------------------------------------------------------------------------------------------------------------------------------------------------------------------------------------------------------------------------------------------------------------------------------------------------------------------------	--

EXTRA PRACTICE: Level A: Reading Comprehension Worksheets:



Nonfiction Reading
Comprehension Lev

READING (RE) ANCHOR STANDARDS

RE.ABE.1: Read closely to determine what the text says explicitly and to make logical inferences from it; cite specific textual evidence when writing or speaking to support conclusions drawn from the text. *(Apply this standard to texts of appropriate complexity as outlined by Standard 10.)*

RE.ABE. 2: Determine central ideas or themes of a text and analyze their development; summarize the key supporting details and ideas. *(Apply this standard to texts of appropriate complexity as outlined by Standard 10.)*

RE.ABE.3: Analyze how and why individuals, events, and ideas develop and interact over the course of a text. *(Apply this standard to texts of appropriate complexity as outlined by Standard 10.)*

RE.ABE.4: Interpret words and phrases as they are used in a text, including determining technical, connotative, and figurative meanings, and analyze how specific word choices shape meaning or tone. *(Apply this standard to texts of appropriate complexity as outlined by Standard 10.)*

RE.ABE.5: Analyze the structure of texts, including how specific sentences, paragraphs, and larger portions of the text (e.g., a section, chapter, scene, or stanza) relate to each other and the whole. *(Apply this standard to texts of appropriate complexity as outlined by Standard 10.)*

RE.ABE.6: Assess how point of view or purpose shapes the content and style of a text. *(Apply this standard to texts of appropriate complexity as outlined by Standard 10.)*

RE.ABE.7: Integrate and evaluate content presented in diverse media and formats, including visually and quantitatively, as well as in words. *(Apply this standard to texts of appropriate complexity as outlined by Reading Standard 10.)*

RE.ABE.8: Delineate and evaluate the argument a specific claims in a text, including the validity of the reasoning as well as the relevance and sufficiency of the evidence. *(Apply this standard to texts of appropriate complexity as outline by Reading Standard 10.)*

RE.ABE.9: Analyze how two or more texts address similar themes or topics in order to build knowledge or to compare the approaches the authors take. *(Apply this standard to texts of appropriate complexity as outlined by Standard 10.)*

RE.ABE.10: Read and comprehend complex literary and informational text independently and proficiently