















## 2022-2023 TABE Level A: ABE Mathematics Alignment











Standards / Benchmark Skills	Textbook Standard Alignment/TABE Emphasis Level: <span style="background-color: yellow;">(Low)</span> <span style="background-color: #90EE90;">(Medium)</span> <span style="background-color: #ADD8E6;">(High)</span>	<i>TABE Mastery New Readers Press</i>	<i>Scoreboost for TABE</i>	<i>TABE Tutor</i>	<i>TABE Tutor Practice</i>	TABE ACADEMY	Resources
<b>NUMBERS AND QUANTITY</b> (13% of Test)							
<b>MA.ABE.6.4.3</b> Work with integer exponents and radicals	<b>NQ.RN.2 (Medium):</b> Rewrite Expressions involving radicals and rational exponents using the properties of exponents.	<u><b>Unit 1 – Lesson 1:</b></u> Evaluate Radicals and Convert Between Radicals and Rational Exponents <b>Pg.16-19</b>  <u><b>Unit 1 – Lesson 2:</b></u> Use Properties of Exponents <b>Pg.20-23</b>	<u><b>Book 1 – Unit 1 – Strategy 1:</b></u> Evaluate Radicals <b>Pg.4-5</b>  <u><b>Book 1 – Unit 1 – Strategy 2:</b></u> Convert Between Radicals and Rational Exponents <b>Pg.6-7</b>  <u><b>Book 1 – Unit 1 – Strategy 3:</b></u> Use Properties of Exponents <b>Pg.8-11</b>	<u><b>Unit 2 – Lesson 8:</b></u> Understand Exponents and Radicals <b>Pg.26-28</b>	<u><b>Book 1 – Unit 2 – Practice 8:</b></u> Understand Exponents and Radicals <b>Pg.18-19</b>	<u><b>Online Lessons:</b></u> <ul style="list-style-type: none"> <li>• Square Roots</li> <li>• Exponents and Roots Test-Out Quiz</li> <li>• Exponents and Roots Unit Quiz</li> <li>• Higher Roots and Fractional Exponents</li> </ul>	 Rational Study Guide.pdf   Rational Exponents.pdf
<b>MA.ABE.6.4.2</b> Solve mathematical and real-life problems using numerical and algebraic expressions and equations.	<b>NQ.Q.1 (High):</b> Use units to understand problems and guide the solution of multi-step problems. Choose and interpret the scale and the origin in graphs and data displays.  <b>NQ.Q.3 (Low):</b> Choose a level of accuracy appropriate to limitations on measurement when reporting quantities.	<u><b>Unit 2 – Lesson 1:</b></u> Convert Rates to Solve Problems <b>Pg.26-29</b>  <u><b>Unit 2 – Lesson 2:</b></u> Interpret Unit Rates from Graphs <b>Pg.30-33</b>	<u><b>Book 1 – Unit 2: Strategy 4:</b></u> Convert Rates to Solve Problems <b>Pg.14-17</b>  <u><b>Book 1 – Unit 2: Strategy 5:</b></u> Interpret Unit Rates from Graphs <b>Pg.18-21</b>	<u><b>Unit 1 – Lesson 1:</b></u> Use Units to Solve Multi-Step Problems <b>Pg.2-4</b>  <u><b>Unit 1 – Lesson 2:</b></u> Use Units in Formulas <b>Pg.5-7</b>  <u><b>Unit 1 – Lesson 3:</b></u> Interpret Scales in Data Displays <b>Pg.8-10</b>	<u><b>Book 1 – Unit 1 – Practice 1:</b></u> Use Units to Solve Multi-Step Problems <b>Pg.2-3</b>  <u><b>Book 1 – Unit 1 – Practice 2:</b></u> Use Units in Formulas <b>Pg.4-5</b>  <u><b>Book 1 – Unit 1 – Practice 3:</b></u>	<u><b>Online Lessons:</b></u> <ul style="list-style-type: none"> <li>• Working With Units</li> <li>• Three-Dimensional Geometry Unit Quiz</li> </ul>	 Convert Rates.pdf   Convert Rates 2.pdf   Graphs.pdf   Graphs 2.pdf









				<b>Unit 1 – Lesson 4:</b> Determine Level of Accuracy <b>Pg.11-13</b>	Interpret Scales in Data Displays <b>Pg.6-7</b> <b>Book 1 – Unit 1 – Practice 4:</b> Determine Level of Accuracy <b>Pg.8-9</b>		
--	--	--	--	---	--	--	--








**GEOMETRY (15% of Test)**









<b>MA.ABE.4.4.2</b> Solve mathematical and real-world problems involving angle, measure, area, surface area, and volume.	<b>G.CO.1 (Low):</b> Know precise definitions of angle, circle, perpendicular line, parallel line, and line segment based on the undefined notions of point, line, and distance around a circular arc.	<b>Unit 3 – Lesson 1:</b> Use Precise Definitions <b>Pg.36-39</b>	<b>Book 1 – Unit 3: Strategy 6:</b> Use Precise Definitions <b>Pg.24-25</b>	<b>Unit 6 – Lesson 39:</b> Define Points and Lines <b>Pg.132-134</b>  <b>Unit 6 – Lesson 40:</b> Define Angles <b>Pg.135-137</b>  <b>Unit 6 – Lesson 41:</b> Define Parallel and Perpendicular Lines <b>Pg.138-140</b>  <b>Unit 6 – Lesson 42:</b> Define Circles <b>Pg.141-143</b>	<b>Book 2 – Unit 6 – Practice 39:</b> Define Points and Lines <b>Pg.18-19</b>  <b>Book 2 – Unit 6 – Practice 40:</b> Define Angles <b>Pg.20-21</b>  <b>Book 2 – Unit 6 – Practice 41:</b> Define Parallel and Perpendicular Lines <b>Pg.22-23</b>  <b>Book 2 – Unit 6 – Practice 42:</b> Define Circles <b>Pg.24-25</b>	<b>Online Lessons:</b> • Circles	 Matching Lines.pdf   Matching Lines 2.pdf   Identify Lines.pdf   Identify Lines 2.pdf   Circles.pdf   Circles 2.pdf
---	--	---	---	---	---	-------------------------------------	---











<b>MA.ABE.4.4.4</b> Explain and apply the Pythagorean Theorem.	<b>G.SRT.5 (Medium):</b> Show that a two-dimensional figure is congruent to another if the shapes can be obtained by a sequence of rotations, reflections, translations. Given two congruent	<b>Unit 3 – Lesson 2:</b> Prove Triangles Congruent <b>Pg.40-43</b>	<b>Book 1 – Unit 3: Strategy 7:</b> Prove Triangles Congruent <b>Pg.26-28</b>	<b>Unit 6 – Lesson 43:</b> Define Congruent Triangles <b>Pg.144-146</b>	<b>Book 2 – Unit 6 – Practice 43:</b> Define Congruent Triangles <b>Pg.26-27</b>	<b>Online Lessons:</b> • Congruence, Similarity, and Proportional Relationships	 Prove Triangles.pdf   Prove Triangles 2.pdf
---	--	---	---	---	--	--	--

	figures, describe a sequence that exhibits the congruence between them.	<b>Unit 3 – Lesson 3:</b> Prove Triangles Similar <b>Pg.44-47</b>	<b>Book 1 – Unit 3:</b> <b>Strategy 8:</b> Prove Triangles Similar <b>Pg.29-31</b>	<b>Unit 6 – Lesson 44:</b> Solve Problems with Congruency <b>Pg.147-149</b>	<b>Book 2 – Unit 6 – Practice 44:</b> Solve Problems with Congruency <b>Pg.28-29</b>		 Prove Triangles 3.pdf  Prove Triangles 4.pdf
<b>MA.ABE.4.4.2</b> Solve mathematical and real-world problems involving angle, measure, area, surface area, and volume.	<b>G.GMD.3 (High):</b> Solve problems involving area, volume, and surface area of two- dimensional and three-dimensional objects composed of triangles, quadrilaterals, polygons, cubes, and right prisms.	<b>Unit 4 – Lesson 1:</b> Find Volume <b>Pg.50-55</b>	<b>Book 1 – Unit 4:</b> <b>Strategy 9:</b> Find Volume <b>Pg.34-37</b>	<b>Unit 6 – Lesson 45:</b> Find Volumes of Pyramids <b>Pg.150-152</b>  <b>Unit 6 – Lesson 46:</b> Find Volumes of Cylinders <b>Pg.153-155</b>  <b>Unit 6 – Lesson 47:</b> Find Volumes of Spheres <b>Pg.156-158</b>  <b>Unit 6 – Lesson 48:</b> Find Volumes of Cones <b>Pg.159-161</b>	<b>Book 2 – Unit 6 – Practice 45:</b> Find Volumes of Pyramids <b>Pg.30-31</b>  <b>Book 2 – Unit 6 – Practice 46:</b> Find Volumes of Cylinders <b>Pg.32-33</b>  <b>Book 2 – Unit 6 – Practice 47:</b> Find Volumes of Spheres <b>Pg.34-35</b>  <b>Book 2 – Unit 6 – Practice 48:</b> Find Volumes of Cones <b>Pg.36-37</b>	<b>Online Lessons:</b> <ul style="list-style-type: none"> <li>• Volumes of Prisms and Cylinders</li> <li>• Three-Dimensional Geometry Test-Out Quiz</li> <li>• Three-Dimensional Geometry Unit Quiz</li> </ul>	 Volume Prism-Cylinder.pdf  Volume Prism-Cylinder 2.pdf  Volume Prism-Cylinder 3.pdf  Volume Pyramids-Cones.pdf  Volume Pyramids-Cones 2.pdf  Volume Pyramids-Cones 3.pdf  Volume Spheres.pdf  Volume Spheres 2.pdf









<p><b>MA.ABE.4.4.2</b> Solve mathematical and real-world problems involving angle, measure, area, surface area, and volume.</p>	<p><b>G.MG.2 (Medium):</b> Apply concepts of density based on area and volume in modeling situations.</p>	<p><b>Unit 4 – Lesson 2:</b> Solve Problems Involving Density <b>Pg.56-59</b></p>	<p><b>Book 1 – Unit 4:</b> <b>Strategy 10:</b> Solve Problems Involving Density <b>Pg.38-41</b></p>	<p><b>Unit 6 – Lesson 49:</b> Model Density of Area and Volume <b>Pg.162-164</b></p>	<p><b>Book 2 – Unit 6 – Practice 49:</b> Model Density of Area and Volume <b>Pg.38-39</b></p>	<p><b>Online Lessons:</b></p> <ul style="list-style-type: none"> <li>Density</li> <li>Three-Dimensional Geometry Unit Quiz</li> </ul>	 Density.pdf
<b>ALGEBRA (28% of Test)</b>							
<p><b>MA.ABE.6.3.1</b> Utilize and extend previous understandings of arithmetic to algebraic expressions.</p>	<p><b>A.SSE.1a (Low):</b> Identify parts of an expression using mathematical terms (sum, term, product, factor, quotient, and coefficient).</p>	<p><b>Unit 5 – Lesson 1:</b> Translate Words into Mathematical Expressions <b>Pg.62-65</b></p>	<p><b>Book 2 – Unit 1:</b> <b>Strategy 1:</b> Translate Words into Mathematical Expressions <b>Pg.4-6</b></p>	<p><b>Unit 2 – Lesson 5:</b> Interpret Expressions <b>Pg.17-19</b></p>	<p><b>Book 1 – Unit 2 – Practice 5:</b> Interpret Expressions <b>Pg.12-13</b></p>	<p><b>Online Lessons:</b> No lessons are associated with this target.</p>	 Words to Expressions.pdf   Words to Expressions 2.pdf   Expressions.pdf
<p><b>MA.ABE.6.4.1</b> Use properties of operations to generate equivalent expressions.</p>	<p><b>A.SSE.2 (Low):</b> Use the structure of an expression to identify ways to rewrite it.</p>	<p><b>Unit 5 – Lesson 2:</b> Factor Polynomials <b>Pg.66-69</b></p>	<p><b>Book 2 – Unit 1:</b> <b>Strategy 2:</b> Factor Polynomials <b>Pg.7-10</b></p>	<p><b>Unit 2 – Lesson 6:</b> Use Order of Operations to Simplify Expressions <b>Pg.20-22</b></p> <p><b>Unit 2 – Lesson 7:</b> Simplify Expressions with Exponents <b>Pg.23-25</b></p> <p><b>Unit 2 – Lesson 12:</b> Rewrite Expressions by Factoring <b>Pg.38-40</b></p>	<p><b>Book 1 – Unit 2 – Practice 6:</b> Use Order of Operations to Simplify Expressions <b>Pg.14-15</b></p> <p><b>Book 1 – Unit 2 – Practice 7:</b> Simplify Expressions with Exponents <b>Pg.16-17</b></p> <p><b>Book 1 – Unit 2 – Practice 12:</b> Rewrite Expressions by Factoring <b>Pg.26-27</b></p>	<p><b>Online Lessons:</b></p> <ul style="list-style-type: none"> <li>Multiplying Monomials and Binomials</li> <li>Factoring</li> <li>Quadratic Equations Test-Out Quiz</li> <li>Quadratic Equations Unit Quiz</li> </ul>	 Order of Operations.pdf   Order of Operations 2.pdf   Simplify Expressions.pdf   Simplify Expressions 2.pdf
<p><b>MA.ABE.6.4.2</b> Solve mathematical and real-life problems using numerical and algebraic expressions and equations.</p>	<p><b>A.SSE.3a (Low):</b> Factor a quadratic expression to reveal the zeros of the function it defines.</p>	<p><b>Unit 5 – Lesson 3:</b> Factor to Find Zeros <b>Pg.70-73</b></p>	<p><b>Book 2 – Unit 1:</b> <b>Strategy 3:</b> Factor to Find Zeros <b>Pg.11-13</b></p>	<p>(Will be Covered later during Standard F.IF.4)</p>	<p>(Will be Covered later during Standard F.IF.4)</p>	<p><b>Online Lessons:</b></p> <ul style="list-style-type: none"> <li>Rearranging Formulas</li> <li>Three-Dimensional Geometry Unit Quiz</li> <li>Factoring</li> </ul>	

						<ul style="list-style-type: none"> <li>• Solving Quadratic Equations Using Square Roots</li> <li>• Solving Quadratic Equations by Factoring</li> <li>• Using the Quadratic Formula</li> <li>• Quadratic Equations Test-Out Quiz</li> <li>• Quadratic Equations Unit Quiz</li> </ul>	
<p><b>MA.ABE.6.4.3</b> Work with integer exponents and radicals.</p>	<p><b>A.APR.1 (Medium):</b> Understand that polynomials form a system analogous to the integers, namely, they are closed under the operations of addition, subtraction, and multiplication; add, subtract, and multiply polynomials.</p>	<p><b>Unit 6 – Lesson 1:</b> Add and Subtract Polynomials <b>Pg.76-79</b></p> <p><b>Unit 6 – Lesson 2:</b> Multiply Polynomials <b>Pg.80-83</b></p>	<p><b>Book 2 – Unit 2:</b> <b>Strategy 4:</b> Add and Subtract Polynomials <b>Pg.16-17</b></p> <p><b>Book 2 – Unit 2:</b> <b>Strategy 5:</b> Multiply Polynomials <b>Pg.18-21</b></p>	<p><b>Unit 2 – Lesson 9:</b> Add Polynomials <b>Pg.29-31</b></p> <p><b>Unit 2 – Lesson 10:</b> Subtract Polynomials <b>Pg.32-34</b></p> <p><b>Unit 2 – Lesson 11:</b> Multiply Polynomials <b>Pg.35-37</b></p>	<p><b>Book 1 – Unit 2 – Practice 9:</b> Add Polynomials <b>Pg.20-21</b></p> <p><b>Book 1 – Unit 2 – Practice 10:</b> Subtract Polynomials <b>Pg.22-23</b></p> <p><b>Book 1 – Unit 2 – Practice 11:</b> Multiply Polynomials <b>Pg.24-25</b></p>	<p><b>Online Lessons:</b></p> <ul style="list-style-type: none"> <li>• Multiplying Monomials and Binomials</li> <li>• Quadratic Equations Test-Out Quiz</li> <li>• Quadratic Equations Unit Quiz</li> <li>• Polynomials</li> <li>• Functions Test-Out Quiz</li> <li>• Functions Unit Quiz</li> </ul>	 Add-Subtract Polynomials.pdf   Add-Subtract Polynomials2.pdf   Multiply Polynomials.pdf   Multiply Polynomials 2.pdf
<p><b>MA.ABE.6.4.5</b> Analyze and solve linear equations and pairs of simultaneous linear equations.</p>	<p><b>A.CED.1 (Low):</b> Solve linear equations and inequalities with one variable. Include equations arising from linear and quadratic functions, and simple rational and exponential functions.</p> <p><b>A.REI.1 (Low):</b> Explain each step in solving a simple equation as following from the equality of numbers. Construct a viable</p>	<p><b>Unit 7 – Lesson 1:</b> Write and Solve Linear Equations in One Variable <b>Pg.86-89</b></p> <p><b>Unit 7 – Lesson 2:</b> Write and Solve Linear Inequalities in One Variable <b>Pg.90-93</b></p>	<p><b>Book 2 – Unit 3:</b> <b>Strategy 6:</b> Write and Solve Linear Equations in One Variable <b>Pg.24-29</b></p> <p><b>Book 2 – Unit 3:</b> <b>Strategy 7:</b> Write and Solve Linear Inequalities in One Variable <b>Pg.30-35</b></p>	<p><b>Unit 3 – Lesson 13:</b> Equations and Inequalities with One Variable <b>Pg.44-46</b></p> <p><b>Unit 3 – Lesson 16:</b> Construct Arguments to Solve Equations <b>Pg.53-55</b></p> <p><b>Unit 3 – Lesson 17:</b> Solve Linear Equations and Inequalities with One Variable <b>Pg.56-58</b></p>	<p><b>Book 1 – Unit 3 – Practice 13:</b> Equations and Inequalities with One Variable <b>Pg.30-31</b></p> <p><b>Book 1 – Unit 3 – Practice 16:</b> Construct Arguments to Solve Equations <b>Pg.36-37</b></p>	<p><b>Online Lessons:</b></p> <ul style="list-style-type: none"> <li>• Introduction to Inequalities</li> <li>• Solving and Graphing Inequalities</li> <li>• Expressions, Equations, and Inequalities Test-Out Quiz</li> <li>• Expressions, Equations, and Inequalities Unit Quiz</li> <li>• Functions Unit Quiz</li> <li>• Solving Linear Equations and</li> </ul>	 Linear Equations.pdf   Linear Equations 2.pdf   Linear Word Problems.pdf










	<p>argument to justify a solution method.</p> <p><b>A.REI.3 (Low):</b> Solve linear equations and inequalities in one variable, including equations with coefficients represented by letters.</p>				<p><b>Book 1 – Unit 3 – Practice 17:</b> Solve Linear Equations and Inequalities with One Variable <b>Pg.38-39</b></p>	<p>Inequalities Test-Out Quiz</p> <ul style="list-style-type: none"> <li>• Solving Linear Equations I</li> <li>• Rearranging Formulas</li> <li>• Three-Dimensional Geometry Test-Out Quiz</li> <li>• Three-Dimensional Geometry Unit Quiz</li> <li>• Solving Quadratic Equations Using Square Roots</li> <li>• Solving Quadratic Equations by Factoring</li> <li>• Using the Quadratic Formula</li> <li>• Quadratic Equations Test-Out Quiz</li> <li>• Quadratic Equations Unit Quiz</li> <li>• Solving Linear Equations II</li> </ul>	<p> Add-Subtract Inequalities.pdf</p> <p> Add-Subtract Inequalities 2.pdf</p> <p> Inequalities Word Problems.pdf</p> <p> Inequalities Word Problems 2.pdf</p> <p> Multi-Divide Inequalities.pdf</p> <p> Multi-Divide Inequalities 2.pdf</p>
<p><b>MA.ABE.6.4.5</b> Analyze and solve linear equations and pairs of simultaneous linear equations.</p>	<p><b>A.CED.2 (Low):</b> Analyze and solve pairs of simultaneous linear equations. Create equations in two or more variables to represent relationships between quantities, graph equations on coordinate axes with labels and scales.</p>	<p><b>Unit 7 – Lesson 3:</b> Write and Solve Linear Equations in Two Variables <b>Pg.94-97</b></p>	<p><b>Book 2 – Unit 3: Strategy 8:</b> Write and Solve Linear Equations in Two Variables <b>Pg.36-41</b></p>	<p><b>Unit 3 – Lesson 14:</b> Equations with Two Variables <b>Pg.47-49</b></p>	<p><b>Book 1 – Unit 3 – Practice 14:</b> Equations with Two Variables <b>Pg.32-33</b></p>	<p><b>Online Lessons:</b></p> <ul style="list-style-type: none"> <li>• Graphs of Functions</li> <li>• Functions Test-Out Quiz</li> <li>• Functions Unit Quiz</li> </ul>	<p> Graph Equations.pdf</p> <p> Graph Equations 2.pdf</p>









<p><b>MA.ABE.6.4.5</b> Analyze and solve linear equations and pairs of simultaneous linear equations.</p>	<p><b>A.REI.6 (Medium):</b> Solve systems of two linear equations with two variables algebraically and estimate solutions by graphing the equations. <b>A.REI.10 (High):</b> Understand that the graph of an equation in two variables is the set of all its solutions plotted in the coordinate plane, often forming a curve. <b>A.CED.3 (Medium):</b> Represents constraints by equations or inequalities, and by systems of equations and inequalities, and interpret solutions as viable or nonviable options in a modeling context.</p>	<p><b>Unit 7 – Lesson 4:</b> Solve Systems of Linear Equations <b>Pg.98-101</b></p> <p><b>Unit 7 – Lesson 5:</b> Solve Systems of Linear Inequalities <b>Pg.102-105</b></p>	<p><b>Book 2 – Unit 3:</b> <b>Strategy 9:</b> Solve Systems of Linear Equations <b>Pg.42-47</b></p> <p><b>Book 2 – Unit 3:</b> <b>Strategy 10:</b> Solve Systems of Linear Inequalities <b>Pg.48-51</b></p>	<p><b>Unit 3 – Lesson 15:</b> Solve Problems Using Equations and Inequalities <b>Pg.50-52</b></p> <p><b>Unit 3 – Lesson 19:</b> Solve Linear Equations with Two Variables <b>Pg.62-64</b></p> <p><b>Unit 3 – Lesson 20:</b> Graph Linear Equations with Two Variables <b>Pg.65-67</b></p> <p><b>Unit 3 – Lesson 21:</b> Graph Equations to Show All Solutions <b>Pg.68-70</b></p>	<p><b>Book 1 – Unit 3 – Practice 15:</b> Solve Problems Using Equations and Inequalities <b>Pg.34-35</b></p> <p><b>Book 1 – Unit 3 – Practice 19:</b> Solve Linear Equations with Two Variables <b>Pg.42-43</b></p> <p><b>Book 1 – Unit 3 – Practice 20:</b> Graph Linear Equations with Two Variables <b>Pg.44-45</b></p> <p><b>Book 1 – Unit 3 – Practice 21:</b> Graph Equations to Show All Solutions <b>Pg.46-47</b></p>	<p><b>Online Lessons:</b></p> <ul style="list-style-type: none"> <li>• The Slope-Intercept Equation of a Line</li> <li>• Lines and the Coordinate Plane</li> <li>• The Equation of a Line Test-Out Quiz</li> <li>• The Equation of a Line Unit Quiz</li> <li>• Congruence, Similarity, and Proportional Relationships</li> <li>• Circles, Angles, and Proportions Test-Out Quiz</li> <li>• Circles, Angles, and Proportions Unit Quiz</li> <li>• Systems of Equations Practice</li> <li>• Systems of Equations I</li> <li>• Systems of Equations II</li> <li>• Systems of Equations Test-Out Quiz</li> <li>• Systems of Equations Unit Quiz</li> <li>• Functions Test-Out Quiz</li> <li>• Functions Unit Quiz</li> </ul>	<p> Systems of Equations.pdf</p> <p> Systems of Equations2.pdf</p> <p> Substitution.pdf</p> <p> Substitution2.pdf</p> <p> Systems of Inequalities.pdf</p> <p> Systems of Inequalities 2.pdf</p>
<p><b>MA.ABE.6.4.3</b> Work with integer exponents and radicals</p>	<p><b>A.REI.4 (b) (Low):</b> Solve quadratic equations in one variable. Solve quadratic equations by inspection, taking square roots, completing the square, the quadratic formula and factoring, as appropriate to the initial form of the equation.</p>	<p><b>Unit 7 – Lesson 6:</b> Solve Quadratic Equations <b>Pg.106-111</b></p>	<p><b>Book 2 – Unit 3:</b> <b>Strategy 11:</b> Solve Quadratic Equations <b>Pg.52-55</b></p>	<p><b>Unit 3 – Lesson 18:</b> Solve Quadratic Equations with One Variable <b>Pg.59-61</b></p>	<p><b>Book 1 – Unit 3 – Practice 18:</b> Solve Quadratic Equations with One Variable <b>Pg.40-41</b></p>	<p><b>Online Lessons:</b></p> <ul style="list-style-type: none"> <li>• Rearranging Formulas</li> <li>• Three-Dimensional Geometry Unit Quiz</li> <li>• Solving Quadratic Equations Using Square Roots</li> <li>• Solving Quadratic Equations by Factoring</li> <li>• Using the Quadratic Formula</li> <li>• Quadratic Equations Test-Out Quiz</li> <li>• Quadratic Equations Unit Quiz</li> </ul>	<p> Factor Quadratic.pdf</p> <p> Factor Quadratic 2.pdf</p> <p> Quadratic Formula.pdf</p> <p> Quadratic Formula 2.pdf</p>








**FUNCTIONS (28% of Test)**

<p><b>MA.ABE.10.4.1</b> Define, evaluate, and compare functions.</p>	<p><b>F.IF.1/F.IF.2 (Medium):</b> Explain that a function is a rule that assigns to each input exactly one output. The graph of a function is the set of ordered pairs consisting of an input and the corresponding output. Use Function notation, evaluate Functions for inputs in their domains, and interpret statements that use function notation.</p>	<p><b>Unit 8 – Lesson 1:</b> Identify Functions and Evaluate Functions Using Function Notation <b>Pg.116-119</b></p>	<p><b>Book 3 – Unit 1:</b> <b>Strategy 1:</b> Identify Functions <b>Pg.4-5</b></p> <p><b>Book 3 – Unit 1:</b> <b>Strategy 2:</b> Evaluate Functions Using Function Notation <b>Pg.6-7</b></p>	<p><b>Unit 4 – Lesson 23:</b> Understand Inputs and Outputs of Functions <b>Pg.77-79</b></p> <p><b>Unit 4 – Lesson 24:</b> Evaluate Function Notation <b>Pg.80-82</b></p>	<p><b>Book 1 – Unit 4 – Practice 23:</b> Understand Inputs and Outputs of Functions <b>Pg.52-53</b></p> <p><b>Book 1 – Unit 4 – Practice 24:</b> Evaluate Function Notation <b>Pg.54-55</b></p>	<p><b>Online Lessons:</b></p> <ul style="list-style-type: none"> <li>• Function Basics</li> <li>• Understanding Functions Test-Out Quiz</li> <li>• Understanding Functions Unit Quiz</li> <li>• Graphs of Functions</li> <li>• Functions Test-Out Quiz</li> <li>• Functions Unit Quiz</li> <li>• Functions Practice</li> <li>• Function Notation</li> <li>• Polynomials</li> <li>• Functions Test-Out Quiz</li> <li>• Functions Unit Quiz</li> </ul>	<p> Function.pdf</p> <p> Function 2.pdf</p> <p> Relation-Function.pdf</p> <p> Relation-Function2.pdf</p>
<p><b>MA.ABE.10.4.2</b> Use functions to model relationships between quantities.</p>	<p><b>F.IF.4 (Medium):</b> For a function that models a relationship between two quantities, interpret key features of graphs and tables in terms of the quantities, and sketch graphs showing key features given a verbal description of the relationship.</p>	<p><b>Unit 8 – Lesson 2:</b> Interpret Key Features of a Graph <b>Pg.120-125</b></p>	<p><b>Book 3 – Unit 1:</b> <b>Strategy 3:</b> Interpret Key Features of a Graph <b>Pg.8-11</b></p>	<p><b>Unit 4 – Lesson 26:</b> Understand and Graph Linear Functions <b>Pg.86-88</b></p>	<p><b>Book 1 – Unit 4 – Practice 26:</b> Understand and Graph Linear Functions <b>Pg.58-59</b></p>	<p><b>Online Lessons:</b></p> <ul style="list-style-type: none"> <li>• Properties of Functions</li> <li>• Understanding Functions Test-Out Quiz</li> <li>• Understanding Functions Unit Quiz</li> <li>• Graphs and Average Rate of Change</li> <li>• Functions Test-Out Quiz</li> <li>• Functions Unit Quiz</li> </ul>	<p> Interpret Graphs.pdf</p> <p> Interpret Graphs 2.pdf</p>
<p><b>MA.ABE.10.4.2</b> Use functions to model relationships between quantities.</p>	<p><b>F.IF.6 (Medium):</b> Calculate and interpret the average rate of change of a function over a specified interval. Estimate the rate of change from a graph.</p>	<p><b>Unit 8 – Lesson 3:</b> Find Average Rate of Change <b>Pg.126-131</b></p>	<p><b>Book 3 – Unit 1:</b> <b>Strategy 4:</b> Find Average Rate of Change <b>Pg.12-13</b></p>	<p><b>Unit 4 – Lesson 25:</b> Calculate Rate of Change of a Function <b>Pg.83-85</b></p>	<p><b>Book 1 – Unit 4 – Practice 25:</b> Calculate Rate of Change of a Function <b>Pg.56-58</b></p>	<p><b>Online Lessons:</b></p> <ul style="list-style-type: none"> <li>• Functions Practice</li> <li>• Graphs and Average Rate of Change</li> <li>• Functions Test-Out Quiz</li> <li>• Functions Unit Quiz</li> </ul>	<p> Rate Change.pdf</p> <p> Rate Change 2.pdf</p>



<p><b>MA.ABE.10.4.2</b> Use functions to model relationships between quantities.</p>	<p><b>F.IF.7a (High):</b> Graph linear and quadratic functions and show intercepts, maxima, and minima.</p>	<p><b>Unit 8 – Lesson 4:</b> Graph Functions Using Function Notation <b>Pg.132-137</b></p>	<p><b>Book 3 – Unit 1:</b> <b>Strategy 5:</b> Graph Functions Using Function Notation <b>Pg.14-16</b></p>	<p><b>Unit 4 – Lesson 28:</b> Understand and Graph Quadratic Functions <b>Pg.92-94</b></p>	<p><b>Book 1 – Unit 4 – Practice 28:</b> Understand and Graph Quadratic Functions <b>Pg.62-63</b></p>	<p><b>Online Lessons:</b></p> <ul style="list-style-type: none"> <li>• Graphs of Functions</li> <li>• Functions Test-Out Quiz</li> <li>• Functions Unit Quiz</li> </ul>	<p> Graph Quad.pdf</p> <p> Graph Quad2.pdf</p>
<p><b>MA.ABE.10.4.2</b> Use functions to model relationships between quantities.</p>	<p><b>F.IF.8b (Low):</b> Use properties of exponents to interpret expressions for exponential functions.</p>	<p><b>Unit 8 – Lesson 5:</b> Analyze Exponential Functions <b>Pg.138-141</b></p>	<p><b>Book 3 – Unit 1:</b> <b>Strategy 6:</b> Analyze Exponential Functions <b>Pg.17-19</b></p>	<p><b>Unit 4 – Lesson 29:</b> Understand and Graph Exponential Growth Functions <b>Pg.95-97</b></p> <p><b>Unit 4 – Lesson 30:</b> Understand and Graph Exponential Decay Functions <b>Pg.98-100</b></p>	<p><b>Book 1 – Unit 4 – Practice 29:</b> Understand and Graph Exponential Growth Functions <b>Pg.64-65</b></p> <p><b>Book 1 – Unit 4 – Practice 30:</b> Understand and Graph Exponential Decay Functions <b>Pg.66-67</b></p>	<p><b>Online Lessons:</b> No lessons are associated with this target.</p>	<p> Exponential Functions.pdf</p> <p> Exponential Functions 2.pdf</p> <p> Growth-Decay.pdf</p> <p> Growth-Decay 2.pdf</p>
<p><b>MA.ABE.10.4.2</b> Use functions to model relationships between quantities.</p>	<p><b>F.IF.9 (Low):</b> Compare properties of two functions each represented in a different way.</p>	<p><b>Unit 8 – Lesson 6:</b> Compare Properties of Functions Represented Differently <b>Pg.142-147</b></p>	<p><b>Book 3 – Unit 1:</b> <b>Strategy 7:</b> Compare Properties of Functions Represented Differently <b>Pg.20-23</b></p>	<p><b>Unit 4 – Lesson 27:</b> Compare Properties of Linear Functions <b>Pg.89-91</b></p>	<p><b>Book 1 – Unit 4 – Practice 27:</b> Compare Properties of Linear Functions <b>Pg.60-61</b></p>	<p><b>Online Lessons:</b></p> <ul style="list-style-type: none"> <li>• Congruence, Similarity, and Proportional Relationships</li> <li>• Functions Practice</li> <li>• Functions Test-Out Quiz</li> <li>• Functions Unit Quiz</li> </ul>	
<p><b>MA.ABE.10.4.2</b> Use functions to model relationships between quantities.</p>	<p><b>F.BF.1 (Low):</b> Write a function that describes a relationship between two quantities. Determine an explicit expression, a recursive process, or steps for calculation from a context.</p>	<p><b>Unit 9 – Lesson 1:</b> Represent Arithmetic Sequences <b>Pg.152-155</b></p> <p><b>Unit 9 – Lesson 2:</b> Represent Geometric Sequences <b>Pg.156-159</b></p>	<p><b>Book 3 – Unit 2:</b> <b>Strategy 8:</b> Represent Arithmetic Sequences <b>Pg.26-28</b></p> <p><b>Book 3 – Unit 2:</b> <b>Strategy 9:</b> Represent Geometric Sequences <b>Pg.29-31</b></p>	<p><b>Unit 4 – Lesson 22:</b> Write a Function <b>Pg.74-76</b></p>	<p><b>Book 1 – Unit 4 – Practice 22:</b> Write a Function <b>Pg.50-51</b></p>	<p><b>Online Lessons:</b></p> <ul style="list-style-type: none"> <li>• The Slope-Intercept Equation of a Line</li> <li>• Lines and the Coordinate Plane</li> <li>• The Equation of a Line Test-Out Quiz</li> <li>• The Equation of a Line Unit Quiz</li> <li>• Congruence, Similarity, and Proportional Relationships</li> </ul>	<p> Arithmetic.pdf</p> <p> Arithmetic 2.pdf</p> <p> Recursive.pdf</p>

		<b>Unit 9 – Lesson 3:</b> Write the Equation for a Combination of Functions <b>Pg.160-163</b>	<b>Book 3 – Unit 2:</b> <b>Strategy 10:</b> Write the Equation for a Combination of Functions <b>Pg.32-33</b>			<ul style="list-style-type: none"> <li>• Circles, Angles, and Proportions Test-Out Quiz</li> <li>• Circles, Angles, and Proportions Unit Quiz</li> <li>• Functions Test-Out Quiz</li> <li>• Functions Unit Quiz</li> </ul>	 Recursive 2.pdf   Geometric Sequence.pdf   Geometric Sequence2.pdf
<b>MA.ABE.10.4.2</b> Use functions to model relationships between quantities.	<b>F.LE.1 (Low):</b> Recognize situations in which a quantity grows or decays by a constant percent rate per unit interval relative to another. <b>F.LE.5 (Low):</b> Interpret the parameters in a linear or exponential function in terms of a context.	<b>Unit 10 – Lesson 1:</b> Determine if a Function is Linear or Exponential <b>Pg.166-171</b>	<b>Book 3 – Unit 3:</b> <b>Strategy 11:</b> Determine if a Function is Linear or Exponential <b>Pg.36-41</b>	<b>Unit 4 – Lesson 31:</b> Interpret Parameters of Linear and Exponential Functions <b>Pg.101-103</b>	<b>Book 1 – Unit 4 – Practice 31:</b> Interpret Parameters of Linear and Exponential Functions <b>Pg.68-69</b>	<b>Online Lessons:</b> <ul style="list-style-type: none"> <li>• Properties of Functions</li> <li>• Understanding Functions Test-Out Quiz</li> <li>• Understanding Functions Unit Quiz</li> <li>• Functions Unit Quiz</li> </ul>	
<b>STATISTICS AND PROBABILITY (16% of Test)</b>							
<b>MA.ABE.9.4.1</b> Summarize and describe distributions.	<b>S.ID.1 (Medium):</b> Represent data with plots on the real number line. <b>S.ID.3 (Medium):</b> Interpret differences in shape, center, and spread in the context of the data sets, accounting for possible effects of extreme data points.	<b>Unit 11 – Lesson 1:</b> Interpret Statistical Graphs <b>Pg.174-179</b>	<b>Book 3 – Unit 4:</b> <b>Strategy 12:</b> Interpret Statistical Graphs <b>Pg.44-49</b>	<b>Unit 5 – Lesson 32:</b> Understand Measures of Center and Spread <b>Pg.108-110</b>  <b>Unit 5 – Lesson 33:</b> Analyze Line Plots <b>Pg.111-113</b>  <b>Unit 5 – Lesson 34:</b> Analyze Histograms <b>Pg.114-116</b>  <b>Unit 5 – Lesson 35:</b> Analyze Box Plots <b>Pg.117-119</b>	<b>Book 2 – Unit 5 – Practice 32:</b> Understand Measures of Center and Spread <b>Pg.2-3</b>  <b>Book 2 – Unit 5 – Practice 33:</b> Analyze Line Plots <b>Pg.4-5</b>  <b>Book 2 – Unit 5 – Practice 34:</b> Analyze Histograms <b>Pg.6-7</b>  <b>Book 2 – Unit 5 – Practice 35:</b> Analyze Box Plots <b>Pg.8-9</b>	<b>Online Lessons:</b> <ul style="list-style-type: none"> <li>• Tables, Circle Graphs, and Line Plots</li> <li>• Graphs and Charts Test-Out Quiz</li> <li>• Graphs and Charts Unit Quiz</li> <li>• Histograms and Box Plots</li> <li>• Data Displays and Distributions Test-Out Quiz</li> <li>• Data Displays and Distributions Unit Quiz</li> <li>• Measures of Center</li> <li>• Basic Statistics Test-Out Quiz</li> <li>• Basic Statistics Unit Quiz</li> </ul>	 Measures of Variation.pdf   Measures of Variation2.pdf   Data Distribution.pdf   Data Distribution 2.pdf   Measure of Center.pdf

							 Measure of Center 2.pdf  Histogram.pdf
<b>MA.ABE.9.4.5</b> Investigate patterns of association in data with two variables (bivariate).	<b>S.ID.5 (Medium):</b> Summarize categorical data for two categories in two-way frequency tables. Interpret relative frequencies in the context of the data. Recognize possible associations and trends in the data.	<b>Unit 11 – Lesson 2:</b> Analyze Two-Way Frequency Tables <b>Pg.180-185</b>	<b>Book 3 – Unit 4: Strategy 13:</b> Analyze Two-Way Frequency Tables <b>Pg.50-53</b>	<b>Unit 5 – Lesson 36:</b> Summarize Data in Two-Way Frequency Tables <b>Pg.120-122</b>	<b>Book 2 – Unit 5 – Practice 36:</b> Summarize Data in Two-Way Frequency Tables <b>Pg.10-11</b>	<b>Online Lessons:</b> <ul style="list-style-type: none"> <li>Two-Way Tables</li> <li>Data Displays and Distributions Test-Out Quiz</li> <li>Data Displays and Distributions Unit Quiz</li> </ul>	 Frequency Tables.pdf  Frequency Tables 2.pdf
<b>MA.ABE.9.4.5</b> Investigate patterns of association in data with two variables (bivariate).	<b>S.ID.7 (Medium):</b> Interpret the slope and the intercept of a linear model in the context of the data. <b>S.ID.9 (Low):</b> Distinguish between correlation and causation.	<b>Unit 11 – Lesson 3:</b> Analyze Linear Models <b>Pg.186-192</b>	<b>Book 3 – Unit 4: Strategy 14:</b> Analyze Linear Models <b>Pg.54-57</b>	<b>Unit 5 – Lesson 37:</b> Identify Rate and Constant of Data <b>Pg.123-125</b>  <b>Unit 5 – Lesson 38:</b> Distinguish Between Correlation and Causation <b>Pg.126-128</b>	<b>Book 2 – Unit 5 – Practice 37:</b> Identify Rate and Constant of Data <b>Pg.12-13</b>  <b>Book 2 – Unit 5 – Practice 38:</b> Distinguish Between Correlation and Causation <b>Pg.14-15</b>	<b>Online Lessons:</b> <ul style="list-style-type: none"> <li>Lines and the Coordinate Plane</li> <li>The Equation of a Line Test-Out Quiz</li> <li>The Equation of a Line Unit Quiz</li> <li>Circles, Angles, and Proportions Test-Out Quiz</li> <li>Circles, Angles, and Proportions Unit Quiz</li> <li>Scatter Plots and Linear Models</li> <li>Data Displays and Distributions Test-Out Quiz</li> <li>Data Displays and Distributions Unit Quiz</li> <li>Basic Statistics Test-Out Quiz</li> <li>Basic Statistics Unit Quiz</li> </ul>	 Scatter Plot.pdf  Scatter Plot 2.pdf  Correlation-Causation.pdf